

# Robert Sorby

PROUDLY MADE IN SHEFFIELD, ENGLAND SINCE 1828



THE WORLD'S PREMIER MANUFACTURER OF SPECIALIST WOODWORKING TOOLS

# Contents

Woodturning Tools	4 - 38	Pyrography	60 - 61
Lathe & Chucks	39 - 43	Tools & Techniques	62 - 65
Carving Tools	44 - 46	DVDs, Handles and Ferrules	66
Chisels	47 - 51	Inspirations Gallery	67
Sharpening	52 - 59	Video Clip on <a href="http://www.robert-sorby.co.uk">www.robert-sorby.co.uk</a>	
		Instructions included	

## Our History

Robert Sorby is the world's premier manufacturer of specialist woodworking tools with a heritage dating back more than 200 years. During that time Robert Sorby has developed a global reputation for manufacturing the finest edge tools available.

We at Robert Sorby proudly continue this manufacturing tradition from our base in Sheffield, England where today Robert Sorby is one of the city's oldest hand tool manufacturers.

### OUR MISSION

Always at the forefront of innovation Robert Sorby happily embraces modern production technology, but we are also immensely proud that hand craftsmanship still plays a pivotal role in the production of our tools.

Our traditions go hand in hand with our vision for the future. We never rest on our laurels and are always looking to forge new ideas and practices to ensure our customers get the best their money can buy. Our catalogue of tools is the envy of our competitors and this year is no exception with new additions to what is already the best selection of turning tools available.

It's not just the quality of Robert Sorby tools that make us the envy of rivals; our customer service is unrivalled too. Our staff members are always on hand to help and our technical experts will be able to answer your questions in a polite and friendly manner. Their confidence comes from years of unparalleled tool manufacture. Every tool that leaves our factory is tested for Rockwell hardness. Every tool is carefully inspected prior to packing and every tool is guaranteed to give you top performance.

For those that want to know more our website [www.robert-sorby.co.uk](http://www.robert-sorby.co.uk) provides a library of useful information for the woodworking enthusiast (see back page for details). You can also follow regular news on [www.twitter.com/robertsorby](https://twitter.com/robertsorby)

In short, it is our mission to continue being the best.

### OUR VISION

Looking ahead, we will continue developing new ideas to help woodworkers the world over.

Our ongoing programme of demonstrations, exhibitions and shows allows us to talk to our customers worldwide – it is your priceless feedback that allows us to canvas opinions globally, enabling Robert Sorby to continue making the tools woodworkers want. Sheffield will continue to be our home – 200 years of manufacturing excellence speaks for itself. It is from here that we are able to guarantee and control our unrivalled quality, ensuring our customers continue to reap the rewards of first class workmanship and service – without exception.

### OUR AIM


Our aim is to manufacture woodworking tools of outstanding quality, fit for the purpose for which they are intended. We back this up with first-class service. If you are not happy, let us know.

### HELP

Many Robert Sorby employees are active woodworkers. They have tackled a lot of the challenges which face our customers. If you have a problem, if you need help or advice, give us a call or send us an e-mail - [sales@robert-sorby.co.uk](mailto:sales@robert-sorby.co.uk) We do not guarantee to have the answer to every question, but we will give honest advice.

### PRODUCT CHANGES

From time to time we implement design changes with the aim of enhancing our products.





# Starting out woodturning



Woodturning is without doubt an addictive activity. The cut of sharpened steel on timber creating long spiralled shavings and fine hair-like slivers captures the imagination and fires creativity. Add to this the pleasure of reducing rough timber blanks into beautiful, practical objects and it's easy to see why so many get so much satisfaction from woodturning.

However, before committing yourself there are a number of factors to consider.

## WHERE WILL I WORK AND WHAT EQUIPMENT WILL I NEED?

Woodturning does require some working space; a garage, shed or workshop is ideal. You will also need equipment – a lathe, chuck, tools, a tool sharpening system and safety equipment are the basic requirements. Once bitten by the bug you may also want to consider dust extraction equipment and a bandsaw.

## WHAT TOOLS DO I NEED TO GET STARTED?

We always recommend buying the best high speed steel (HSS) tools you can afford. With due care and attention they can last a life-time. Poor quality or badly sharpened tools can lead to frustration and can often be the cause of a novice becoming disillusioned and giving up the hobby. Sharpening is critical to effective turning and is therefore an important skill to learn. A range of sharpening systems are shown on pages 46 to 53. Remember the better your tools are sharpened the longer they will last and the easier they will be to use.

See pages 8 and 9 for ideal sets to get you started.

## SAFETY

Health and safety is of the upmost importance when woodturning, so always follow advice. Here are some fundamental safety tips that must be adhered to at all times:

- Always wear eye protection and a dust mask
- Keep loose clothing and hair away from your lathe
- Do not switch your lathe on if under the influence of alcohol or drugs
- When you do switch on, start at a low speed
- Always use the correct tool for the job
- Make sure the wood is secure before switching on your lathe
- Keep your work shop clean and tidy
- Never smoke in the work shop

Above all take care and pay attention when working with any powered machinery and do not take any unnecessary risks.

## WHERE CAN I LEARN MORE ABOUT WOODTURNING?

There are numerous instructional books, DVD's and magazines available. However, the quickest and most efficient method for learning is to enrol in a class. They are widely available and can easily be found on the internet. You can also get to know your local woodworking store and join one of the many woodturning clubs around. There are turners' organisations in many countries. The USA, Canada, the UK, France, Ireland, Australia and New Zealand all have recognised turning associations that will happily introduce you to the turning communities in their respective countries.

## WHY WOODTURNING?

The reason most turners become consumed by their hobby is that it provides an outlet for their creativity and a place to hone their skill. Turning a rough piece of wood into an object of beauty or function is for most turners a source of tremendous personal satisfaction.

To the increasing numbers of people who take pleasure in the hobby across the world, turning wood is a joy.

# Enjoy it.

# High Speed Steel Turning Tools

Robert Sorby produces the most comprehensive choice of woodturning tools on the market. Our core range includes 37 different gouges, skew chisels, parting tools and scrapers. Made from the highest quality high speed steel, individually hardness tested and mounted in the famous shape of Robert Sorby's American Ash handle these tools offer turners the pinnacle in handcrafted perfection.

The majority of our tools are also available unhandled, indicated by **U** in the tables below. This offers flexibility for the turner who prefers to make their own handle, or for those using the popular Sovereign system. A full list of tools available for the Sovereign can be seen on pages 26-29.

## BOWL GOUGES

### Standard Bowl Gouges (Deep Flute)

Ref		Size	Overall Length	Handle Length
842H	<b>U</b>	3/8" (10mm)	20"	12"
842LH	<b>U</b>	1/4" (6mm)	23"	14"
842LH	<b>U</b>	3/8" (10mm)	23"	14"
842LH	<b>U</b>	1/2" (13mm)	23"	14"
842XLH		1/2" (13mm)	26"	17"
842XLH	<b>U</b>	3/4" (19mm)	26 3/4"	17"
8427	<b>U</b>	1/2" (13mm)	18"	-
8427	<b>U</b>	3/4" (19mm)	18"	-

A must in the tool kit of every wood turner. These tools are ideal for making bowls. They can produce either massive profiling cuts or delicate finishing cuts as necessary.

### Fingernail Bowl Gouges (Deep Flute)

Ref		Size	Overall Length	Handle Length
842FLH	<b>U</b>	1/4" (6mm)	23"	14"
842FLH	<b>U</b>	3/8" (10mm)	23"	14"
842FLH	<b>U</b>	1/2" (13mm)	23"	14"

The fingernail shape of this gouge increases flexibility allowing the turner to perform 'pull cuts' without catching the lathe bed. The greater cutting area can be used equally well for heavy profiling cuts or fine, delicate shearing cuts. Easily maintained using the Robert Sorby ProEdge sharpening system - see pages 56 -59.

## SPINDLE GOUGES

### Standard Spindle Gouges

Ref		Size	Overall Length	Handle Length
840H	<b>U</b>	1/4" (6mm)	16 1/2"	10"
840H	<b>U</b>	3/8" (10mm)	16 1/2"	10"
840H	<b>U</b>	1/2" (13mm)	18 1/4"	12"
840H	<b>U</b>	3/4" (19mm)	18 1/4"	12"
881H		3/8" (10mm)	13 7/8"	9"

These are detailing tools used on between-centre work, where the grain is running parallel to the lathe bed. Spindle gouges are used to create coves, beads and other profiles on goblets, vases, bed posts, candle sticks and other spindle projects.

### Fingernail Spindle Gouges

Ref		Size	Overall Length	Handle Length
840FH	<b>U</b>	3/8" (10mm)	16 1/2"	10"
840FH	<b>U</b>	1/2" (13mm)	18 1/4"	12"

Ideal for fine detailing on spindle work. Having the wing tips ground back reduces the danger of them catching when working in confined areas. Easily maintained and sharpened using the Robert Sorby ProEdge sharpening system - see page 56 - 59.

### Long and Strong Spindle Gouges

Ref		Size	Overall Length	Handle Length
841H	<b>U</b>	3/8" (10mm)	19"	10"
841H	<b>U</b>	1/2" (13mm)	21"	12"

Apart from the length of the blade, the tools are identical to the standard strength gouges. The increased length of the blades allows a further reach into the workpiece.

### Continental Style Spindle Gouges

Ref		Size	Overall Length	Handle Length
839H	<b>U</b>	8mm	15 1/2"	10"
839H	<b>U</b>	12mm	15 1/2"	10"
839H	<b>U</b>	19mm	16"	10"
839H	<b>U</b>	25mm	18 1/2"	12"
839H	<b>U</b>	30mm	18 1/2"	12"

Originating from Europe, these tools have gained a reputation for their superb handling qualities on spindle work. Being a forged construction, they have an even wall thickness, thereby increasing finesse without compromising strength.

## SPINDLE ROUGHING GOUGES

### Spindle Roughing Gouges

Ref		Size	Overall Length	Handle Length
843H	<b>U</b>	3/4" (19mm)	19"	12"
843LH	<b>U</b>	1 1/4" (32mm)	21"	14"
883H		3/4" (10mm)	14 1/2"	9"

Also known simply as a roughing gouge. Recommended for the initial turning of uneven or square spindle stock to round. The shape of the spindle roughing gouge enables the tool to cut safely with the wings (the tips of the side walls) well back from the workpiece. Not designed for use on bowl grain projects.


## RING TOOL

### Ring Tool

Ref		Size	Overall Length	Handle Length
845H	<b>U</b>	1 1/2" (13mm)	18 1/4"	12"

Designed specifically for end grain hollowing. The dual bevels allow for hollowing of internal curved surfaces and flat bottomed vessels. These tools produce an unrivalled surface finish on end grain.

Ideal for goblets and egg cups. Comes complete with full instructions.





### Excelsior High Performance Spindle Gouges

Ref		Size	Overall Length	Handle Length
840GH	U	¼" (6mm)	16½"	10"
840GH	U	⅜" (10mm)	16½"	10"
840GH	U	½" (13mm)	18¼"	12"

We have created an increased edge life by bonding Titanium Nitride to our existing HSS tools. Sharpen in the same way as a regular spindle gouge.

### Excelsior High Performance Bowl Gouges

Ref		Size	Overall Length	Handle Length
842GLH	U	¼" (6mm)	23"	14"
842GLH	U	⅜" (10mm)	23"	14"
842GLH	U	½" (13mm)	23"	14"

Titanium Nitride coated for increased performance and resistance to edge wear. The cutting edge on these tools will outlast our normal tools by a minimum of three fold. Spend less time sharpening and more time turning. Supplied with standard grind.

### Excelsior High Performance Spindle Roughing Gouges

Ref		Size	Overall Length	Handle Length
843GH	U	¾" (19mm)	19"	12"

High performance roughing gouge with the cutting edge enhanced by a Titanium Nitride coating.

### DETAIL POINT TOOL

Ref		Size	Overall Length	Handle Length
822H	U	⅜" (10mm)	16"	10"

With its three facet point, this is ideal for fine detailing work on bowl and spindle work.

### Spindlemaster

Ref		Size	Overall Length	Handle Length
812H	U	½" (13mm)	16¼"	10"
812H	U	¾" (19mm)	16¼"	10"

An important addition to the spindle turners armoury. Can be used to plane, bead, cove and trim end grain. Easy to use and sharpen. The polished back bevel helps to produce a high quality finish. Exceptional results on softer, traditionally more difficult woods like pine.

### SKEW CHISELS

#### Oval

Ref		Size	Overall Length	Handle Length
809H	U	½" (13mm)	16¼"	10"
809H	U	¾" (19mm)	16¼"	10"
809H	U	1" (25mm)	18¼"	12"
809H	U	1¼" (32mm)	18¼"	12"

Delicately balanced tools that are the planes of the spindle turners tool kit. Originally designed at Robert Sorby, the profile allows the tool to glide effortlessly along the tool rest without fear of the edges dragging on the rest. They will smooth cylinders, clean the end grain of spindles, cut shallow curves, beads, pummels and v-cuts, e.g. stair ballustrading and chair legs. These tools are indispensable if a fine finish is required from the tool.

#### Standard

Ref		Size	Overall Length	Handle Length
882H		½" (13mm)	13⅞"	9"
810H	U	½" (13mm)	16¼"	10"
810H	U	¾" (19mm)	16¼"	10"
810H	U	1" (25mm)	18¼"	12"
810H	U	1¼" (32mm)	18¼"	12"

This tool is rectangular in section giving it more weight and making it superb for spindle work e.g. newel posts and table legs. We have modified the tool by 'rolling' the edges slightly to help turners avoid catching an edge and to allow greater manoeuvrability.

#### Round

Ref		Size	Overall Length	Handle Length
813H	U	¼"	13½"	9"
813H	U	⅜"	16"	10"

Intended for use on spindle work. Lightweight, making them highly manoeuvrable. Ideal for production work. Can be used on fine, detailed projects up to larger functional work to produce beads, coves, highlights and other details.

### PARTING TOOLS

#### Standard

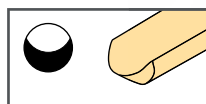
Ref		Size	Overall Length	Handle Length
885H		⅜" (3mm)	13⅞"	9"
830H	U	⅜" (3mm)	13½"	8½"
830H	U	¼" (6mm)	17"	10"

Used to part the finished project off from the waste material, the parallel sides make for a rigid tool that handles well. The ⅜" - 3mm tool reduces the amount of waste, vital if using an expensive wood. It also makes for a fine detailing tool, e.g. beads and fillets.

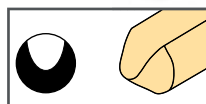
#### Slim

Ref		Size	Overall Length	Handle Length
830SH		¼" (2mm)	10½"	6"

The slim blade allows for a very fine parted section to be achieved. This is especially useful when grain match after parting is required, e.g. parting a lid from its box. The blade is 1¼" deep giving strength to such a thin section which eliminates flex and vibration.



840GH  
Spindle Gouge - High Performance



842GLH  
Bowl Gouge - High Performance



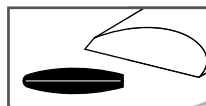
843GH  
Spindle Roughing Gouge - High Performance



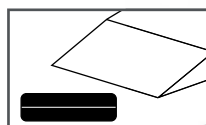
822H  
Detail Pointer



812H  
Spindlemaster



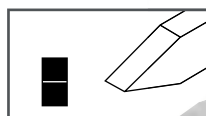
809H  
Oval Skew



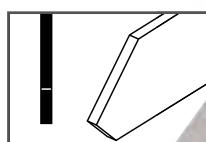
810H  
Standard Skew



813H  
Round Skew



830H  
Standard Parting Tool




830SH  
Slim Parting Tool

# High Speed Steel Turning Tools


## PARTING TOOLS

### Diamond section

Ref		Size	Overall Length	Handle Length
831H		3/16" (5mm)	17"	10"


The special profile of this tool reduces the risk of binding in the cut. It also reduces the amount of heat build up caused by friction, thereby lessening the chance of burning the bottom of the parted off project.

### Slim Fluted

Ref		Size	Overall Length	Handle Length
832H		1/16" (2mm)	18 1/2"	12"


This features a unique cutting profile with a blade profile of only 2mm. The long bevel has a flute which is the cutting face. The small bevel is the sharpening face. When parting off this unique arrangement causes the tip to always cut at a shear cutting angle of 45°, producing a finish without equal from a parting tool, virtually eliminating the need for sanding.

### Beading and Parting

Ref		Size	Overall Length	Handle Length
833H		3/8" (10mm)	18 3/4"	12"

A versatile tool used for parting off as well as producing beads. Its size makes it very stable, but also very sensitive in use. Ideal for creating the spigots to fit in a chuck. Can be used with Sizing Tool.





### Bedan

Ref		Size	Overall Length	Handle Length
834H		3/8" (10mm)	18 3/4"	12"

Used in the same way as the beading and parting tool, the relieved side bevel allows the tool to plunge cut in bowls and boxes with little risk of binding. Can be used with Sizing Tool.




## SCRAPERS

### Round Nose

Ref		Size	Overall Length	Handle Length
884H		1/2"	13 7/8"	9"
820H		1/2" (13mm)	16"	10"
820H		3/4" (19mm)	16"	10"
820H		1" (25mm)	18 1/2"	12"


Used on bowls and platters to create smooth flowing curves.

### Square End

Ref		Size	Overall Length	Handle Length
823H		1/2" (13mm)	16"	10"
823H		3/4" (19mm)	16"	10"
823H		1" (25mm)	18 1/2"	12"


For finishing convex and flat bottomed forms. The end profile can be modified to a specific shape as required.

### Curved

Ref		Size	Overall Length	Handle Length
828H		3/4" (19mm)	16"	10"


The curved end profile makes this scraper makes it ideal for creating, smoothing and blending curved surfaces in bowl work, e.g. round bottomed boxes. This tool is able to take an aggressive cut, whilst retaining sensitivity for refining cuts.

### Box

Ref		Size	Overall Length	Handle Length
829H		3/4" (19mm)	16"	10"


The special cutting profile of this scraper makes it ideal for cutting the parallel side walls of end grain boxes. The small radius on the point at the bottom of the cutting section creates a smooth intersection between the side wall and flat bottomed vessels. The profiles cause this to be very responsive and sensitive in use.

### Round/Side Cut

Ref		Size	Overall Length	Handle Length
824H		3/4" (19mm)	18 1/2"	10"

Designed for blending the parallel side wall and the curved bottom of vessels and boxes together. It is excellent for undercutting the rims of small bowls.

### Diamond/Side Cut

Ref		Size	Overall Length	Handle Length
825H		3/4" (19mm)	18 1/2"	10"

Used on square bottomed boxes the end profile allows the tool to create a right angled juncture between side wall and bottom. The 85° angle at the end prevents the tool from cutting the side wall and the bottom at the same time.

831H  
Diamond Parting Tool

832H  
2mm Fluted Parting Tool

833H  
Beading and Parting Tool

834H Bedan

820H  
Round Nose Scraper

823H  
Square End Scraper

828H  
Curved Scraper


829H  
Box Scraper

824H  
Round/Side Cut Scraper

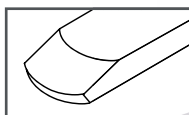
825H  
Diamond/Side Cut Scraper

## SCRAPERS

### Negative Rake Scraper

Ref		Size	Overall Length	Handle Length
821H		¾" (19mm)	16"	10"

We've changed the name of this tool to suit its wider application. Formerly known as the Hardwood Scraper it was originally designed to tackle hardwoods when producing musical instruments. However, the tool is equally at home on all types of wood and is as effective on spindle work as it is on bowls – the action of the negative rake on the bevel reducing the risk of grain tear-out and leaving a polished surface that requires little or no sanding.




821H  
Negative Rake Scraper

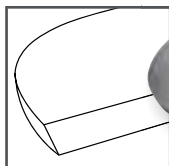
### HEAVY DUTY SCRAPERS

All heavy duty finishing scrapers are produced in a massive 1½"x ¾" (38mm x 10mm) section. This means that they absorb vibrations and are stable in use making them ideal for long overhangs over the tool rest when producing deep vessels, larger bowls and platters.

#### Bowl Finishing Outboard Scraper


Ref		Size	Overall Length	Handle Length
8007LH		1½" (38mm)	21"	14"

Designed for finishing when working in the outboard mode of the lathe.

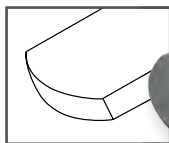


8007LH  
Bowl Finishing Outboard Scraper

#### Full Round Scraper


Ref		Size	Overall Length	Handle Length
8004LH		1½" (38mm)	21"	14"

For finishing on bowls and platters especially where a smooth curve is required.




8004LH  
Full Round Scraper

#### Bowl Finishing Inboard Scraper

Ref		Size	Overall Length	Handle Length
8008LH		1½" (38mm)	21"	14"

Designed for finishing bowls when working inboard.



8008LH  
Bowl Finishing Inboard Scraper

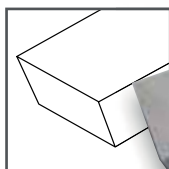
### EXTRA HEAVY DUTY SCRAPERS

Slightly narrower than the heavy duty scrapers but produced from thicker ¾" (13mm section) this range of five scrapers practically eliminate vibration and offer the ultimate in bowl finishing stability. These tools are available everywhere, but in North America are exclusive to Woodcraft.

#### Square Nose Scraper

Ref		Size	Overall Length	Handle Length
8011H		1" (25mm)	21"	14"

For finishing convex and flat bottomed forms.

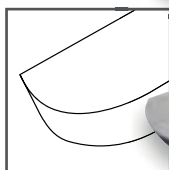


8011H  
Square Nose Scraper

#### Bowl Scraper

Ref		Size	Overall Length	Handle Length
8012H		1" (25mm)	21"	14"

For inboard bowl finishing.

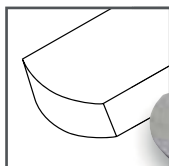


8012H  
Bowl Scraper

#### Round Nose Scraper

Ref		Size	Overall Length	Handle Length
8013H		1" (25mm)	21"	14"

For bowls and platters where a smooth curve is required.

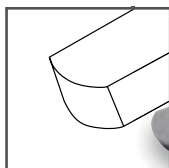


8013H  
Round Nose Scraper

#### Round Nose Scraper

Ref		Size	Overall Length	Handle Length
8014H		½" (13mm)	22"	14"

For bowls and platters where a smooth curve is required.

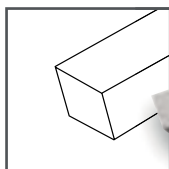


8014H  
Round Nose Scraper

#### Square Nose Scraper

Ref		Size	Overall Length	Handle Length
8015H		½" (13mm)	22"	14"

For finishing convex and flat bottomed forms.



8015H  
Square Nose Scraper



# Turning Tool Sets

At Robert Sorby we produce tool sets to appeal to a wide array of turning styles and individual tastes.

The 67HS comprises six tools that support the enormous range of Robert Sorby standard tools. This set is incredibly popular and offers excellent value.

The shorter handles offered by the 52HS set make excellent introductory level tools, ideal for handling small projects and more detailed work. The tools in this set are lighter and appeal to a variety of different users.

For fine detail work the handled micro tools and the popular modular system are an excellent choice. A full range of these tools can be seen on pages 34 – 37. These tools are designed for miniature work and pen turning.

All tools are made from the very best high speed steel and are hardened and tempered to Robert Sorby's own specific requirements. Polished flutes and hand finished handles typify the quality and attention to detail that are the hallmarks of the Robert Sorby brand.

## 52HS - FIVE PIECE TURNING TOOL SET

This five piece set is extremely popular with novices. It offers superb quality tools for those that may be on a tighter budget. Each tool is crafted in the same way as the larger full size options. Each is hardness tested to ensure every tool passes the strict Robert Sorby quality control test. This is the benchmark that has made Robert Sorby the envy of competitors and earned us the reputation of being the best in the business.

### THE SET INCLUDES:

883H  $\frac{3}{4}$ " Spindle roughing gouge - turns square to round, a real work horse

881H  $\frac{3}{8}$ " Spindle gouge - details spindle work

882H  $\frac{1}{2}$ " Flat skew chisel - ideal for planing and smoothing cylinder shapes

885H  $\frac{1}{8}$ " Parting tool - for parting off work and great for detailing

884H  $\frac{1}{2}$ " Round nose scraper - just the job for bowls, platters and spindle work

Note: Please quote part numbers for individual tools

\* Tools in this set are 14" long.



52HS

## 67HS - SIX PIECE TURNING TOOL SET

This is Robert Sorby's flagship set and our most popular tool combination. Suitable for beginners through to professionals.

We strongly believe that anyone starting out turning should buy the best tools they can afford. This set comprises six of Robert Sorby's core range. These are the standard by which the best of the rest follow and are a great introduction to those who have made up their minds turning is for them.

### THE SET INCLUDES:

843H  $\frac{3}{4}$ " Spindle roughing gouge - turns square to round, a real work horse

840H  $\frac{3}{8}$ " Spindle gouge - details spindle work

842H  $\frac{3}{8}$ " Bowl gouge - makes light work of the hardest material and will quickly turn bowls

810H  $\frac{3}{4}$ " Standard skew chisel - ideal choice for larger spindle work.

830H  $\frac{1}{8}$ " Parting tool - for parting off work and great for detailing

820H  $\frac{1}{2}$ " Round nose scraper - just the job for bowls and platters

Note: For individual tools please see pages 4 - 7



67HS



## 82HS - EIGHT PIECE TURNING TOOL SET

The most comprehensive of Robert Sorby's full size sets. This eight piece deluxe set carries all the core tools a turner will need to accomplish many basic projects and more. It contains two sizes of spindle roughing gouge to accommodate varying sized projects and two scrapers (round and square); the round scraper is ideal for creating flowing curves and the square is perfect for finishing convex and flat bottomed forms.

### THE SET INCLUDES:

843H  $\frac{3}{4}$ " Spindle roughing gouge - turns square to round, a real work horse

840H  $\frac{1}{4}$ " Spindle gouge - details spindle work

840H  $\frac{1}{2}$ " Spindle gouge - provides greater variety for engaging spindle work

842H  $\frac{3}{8}$ " Bowl gouge - makes light work of the hardest material and will quickly turn bowls

810H  $\frac{3}{4}$ " Standard skew chisel - ideal choice for larger spindle work.

831H  $\frac{3}{16}$ " Diamond parting tool - for parting off work and great for detailing

820H  $\frac{1}{2}$ " Round nose scraper - just the job for bowls, platters and spindle work

823H 1" Square scraper - ideal for flat bottomed projects and can be easily re-profiled to suit the turner

Note: For individual tools please see pages 4 - 7



82HS

## 5HSTLR - FIVE PIECE TURNING TOOL SET IN A LEATHER ROLL

This beautifully crafted, hand stitched leather tool roll has been made with the finest hide. Sourced locally from Sheffield this item is ideal for carrying your tools to and from club and chapter meetings. A long lasting nylon strap and D ring make securing tools quick and easy.



5HSTLR

A five piece tool set with Robert Sorby branded leather tool roll provides the turner with a ready to go first class set of tools and storage facility that will keep tools in top condition when travelling to club or chapter meetings. This set is the same as the 67HS but does not include the skew. The leather tool roll offers six pockets so turners can choose their own sixth tool. Comes with tool storage and protection advice.

843H  $\frac{3}{4}$ " Spindle roughing gouge - turns square to round

840H  $\frac{3}{8}$ " Spindle gouge - puts detail on spindles

842H  $\frac{3}{8}$ " Bowl gouge - a must for anyone wanting to turn bowls

830H  $\frac{1}{8}$ " Parting tool - for parting off work at the end and also adding detail

820H  $\frac{1}{2}$ " Round nose scraper - just the job for bowls and platters

Note: For individual tools please see pages 4 - 7



6TROLL

# TurnMaster

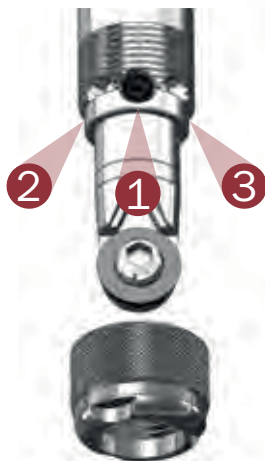
## PROVIDING CHOICE AND FLEXIBILITY IN ONE EASY TO HANDLE TOOL.

The Robert Sorby TurnMaster is the first tool in the world to combine three cutting edge technologies in one flexible system.

Now woodturners can choose between tungsten carbide, titanium nitride and high speed steel cutters and decide what material best suits the way they work.

Designed to quickly and easily complete many popular projects, the TurnMaster has been a huge success with both novices and experienced turners. Its unprecedented collection of parts and cutters making it the most versatile and value added single tool concept on the market today.

This blow up of the patented TurnMaster Head highlights its versatility. Create beautifully smooth finishes scraping to the left or right or lock it into the central position to remove bulk.



RSTM-HCT3

RSTM-HCT2


RSTM-HCT1

RSTM-SCT2

RSTM-SCT3

### DIMENSIONS

Handled TurnMaster overall length



Unhandled TurnMaster overall length i.e. the shank and head



For those wanting to turn their own handle the diameter and length of the tang are as follows: Diameter 13mm (1/2 inch)

Length of the tang is 55mm (2 1/8 inches)

**COLLET**  
Use the SOV-C13 1/2" collet for unhandled TurnMaster



Patented

## TurnMaster

### TUNGSTEN CARBIDE

Ref	Description
RSTM-HCT123	TurnMaster Handled plus the Round, Detail Point and Square Tungsten Carbide Cutters
RSTM-CT123	Pack of Round, Detail Point and Square Tungsten Carbide Cutter
RSTM-HCT1	TurnMaster Handled plus Round Tungsten Carbide Cutter
RSTM-HCT2	TurnMaster Handled plus Detail Point Tungsten Carbide Cutter
RSTM-HCT3	TurnMaster Handled plus Square Tungsten Carbide Cutter
RSTM-SCT1	TurnMaster Shank plus Round Tungsten Carbide Cutter
RSTM-SCT2	TurnMaster Shank plus Detail Point Tungsten Carbide Cutter
RSTM-SCT3	TurnMaster Shank plus Square Tungsten Carbide Cutter



RSTM-HCT123

### HIGH SPEED STEEL (HSS)

Ref	Description
RSTM-HT123	TurnMaster Handled plus the Round, Detail Point and Square HSS Cutters
RSTM-ST123	TurnMaster Shank plus the Round, Detail Point and Square HSS Cutters
RSTM-TIP123	Pack of 3, Round, Detail Point and Square HSS Cutters
RSTM-TIP4567	Pack of 4, French Curve, Dovetail, Teardrop Inside/Outside and Mushroom HSS Cutters



RSTM-TIP4567

RSTM-TIP123

#### TurnMaster Head

This head will allow a much quicker transition from one cutter shape to another. Simply changing heads will ensure you maintain the cutters ideal position.


Ref	Description
RSTM-HEAD	TurnMaster Head only

Ref	Description
RSTM-TH	Tip Holder

No more ground finger ends, just bolt on your tips to aid with sharpening.

#### Also available

Ref	Description
RSTM-SH	TurnMaster shank and head only no cutter
RSTM-HSH	TurnMaster handled shank and head only no cutter
RSTM-HCT3H1	TurnMaster handle and CT3 and additional head and CT1








ALL CUTTERS ARE AVAILABLE INDIVIDUALLY AS DETAILED BELOW

## Round Cutter


A general purpose cutter used for rapid removal of material both inside and outside of bowls and hollow forms – works equally efficiently on spindle work. In shear scraping mode it will produce an extremely fine finish requiring little or no sanding.






Ref	Material	Sharpening
 RSTM-CT1	Tungsten Carbide	◆
 RSTM-TIP1	High Speed Steel	✱
 RSTM-GT1	Titanium Nitride Coated HSS	✱

## Detail Point Cutter

Contrary to its description this cutter is the first choice when roughing square to round both quickly and safely when turning between centres (spindle work) Also extremely useful for creating fine detail on spindle and bowl work. Shear scraping is not advised with this cutter.






Ref	Material	Sharpening
 RSTM-CT2	Tungsten Carbide	◆
 RSTM-TIP2	High Speed Steel	✱
 RSTM-GT2	Titanium Nitride Coated HSS	✱

## Square Cutter

Used for generating square shoulders on tenons where a turned part is to be assembled in to a hole – a chair leg is a good example. This cutter is useful on the outside of a round form as well as long straight sections on spindle work. A superior finish can be achieved by making your final cuts in shear scraping mode.





Ref	Material	Sharpening
 RSTM-CT3	Tungsten Carbide	◆
 RSTM-TIP3	High Speed Steel	✱
 RSTM-GT3	Titanium Nitride Coated HSS	✱

## French Curve

This cutter is ideal for scraping or shear scraping inside forms. Ideally suited for that finishing cut on egg cups, goblets and round bottomed boxes.





Ref	Material	Sharpening
 RSTM-TIP4	High Speed Steel	✱
 RSTM-GT4	Titanium Nitride Coated HSS	✱

## Teardrop Inside / Outside

Use the straight side for scraping and shear scraping outside forms. The curved edge is excellent for scraping and shear scraping inside forms.





Ref	Material	Sharpening
 RSTM-TIP6	High Speed Steel	✱
 RSTM-GT6	Titanium Nitride Coated HSS	✱

## Mushroom

As the name suggests this cutter is designed for undercutting mushroom shapes, but is also ideal for hollowing out small forms.





Ref	Material	Sharpening
 RSTM-TIP7	High Speed Steel	✱
 RSTM-GT7	Titanium Nitride Coated HSS	✱

## Dovetail / box

This cutter is designed to create parallel side walls and 90 degree corners in boxes. It also creates dovetails and tenons to mount timber on scroll chucks.



Ref	Material	Sharpening
 RSTM-TIP5	High Speed Steel	✱
 RSTM-GT5	Titanium Nitride Coated HSS	✱

Ref	Material	Sharpening
RSTM-GT123	Titanium Nitride pack of 3 cutters	✱

- ◆ Requires Diamond or CBN abrasives for sharpening (the ProEdge fitted with a diamond belt is ideal).
- ✱ Can be sharpened using traditional abrasives and methods



Scan here to find out more



Scan here to see three popular projects completed using TurnMaster

## HARD, HARDER, HARDEST, SHARP, SHARPER, SHARPEST

### Tungsten Carbide:

Makes light work of the tough materials and is an extremely hard wearing and long lasting material. Although designed as a throwaway item it can be sharpened on specialist equipment such as Robert Sorby's ProEdge when fitted with a diamond belt. (Made much easier with the aid of the tip holder, RSTM-TH)

- Sharpens to 0.7 - microns • Hardness: 90 RC • Material: micro grade tungsten carbide

### High Speed Steel (HSS):

This super fine grain structure will provide a razor sharp edge. The result is a superior finish to your turning projects and less need for sanding. Can easily be sharpened on traditional sharpening machines such as bench grinders or on the Robert Sorby ProEdge. (Made much easier with the aid of the tip holder, RSTM-TH)

- Sharpens to 0.2 - 0.4 microns • Hardness: 62RC • Material: M2 HSS

### Titanium Nitride (TiN) plasma bonded coating:

TiN is bonded onto quality HSS. It provides the same advantages as HSS whilst enhancing the cutting life close to that of tungsten carbide. Use the same traditional sharpening equipment used for HSS.

- Sharpens to 0.15 - 0.2 microns • Hardness of coating: Up to 85 RC • Material: Titanium nitride on M2 HSS



# Swan Neck Hollowing Tools

Robert Sorby manufactures a wide range of hollowing tools. Among the most popular is our range of swan neck tools.

The smallest Robert Sorby swan neck tool is the 850H at 14" in length. The cutting edge of this tool is machined from high speed steel section and is designed to work through the narrowest of apertures – as small as 3/8" (10mm).

The larger tool (851H) provides a heavier section and has the benefit of a replaceable swivel cutting tip – the General Purpose 851C cutter. The 851H is designed for end grain use on shallow depth projects. The (855H) model uses the same cutting tip but being longer allows for greater reach.

These tools are designed for hollowing small and miniature work on branch wood or end grain timber.

The 24" version (859H) is produced from a more substantial steel section and is suitable for both end grain and side grain working. All of these tools are used with the round bar directly behind the swan neck (curved area) against the tool rest. Details on tool size, minimum attainable apertures and maximum project depths can be seen in the table below.




Ref	Length	Min Aperture	Max Project	Cutter
850H	14"	3/8"	3"	
851H	14"	1/2"	4 1/2"	851C
855H	20"	1/2"	6 1/2"	851C
859H	24"	5/8"	7 1/2"	RS232, RS233



# Swivel-tip Probes

As the name of these woodturning tools suggests, Robert Sorby's swivel tip probes make an ideal tool choice for the woodturner differing reach and access opportunities.

Each size offers a different combination of cutting tip suitable for a range of turning tasks; making these tools ideal for the rapid removal of stock, general profiling, shaping and even fine finishing work on side and end grain.



Ref	Length	Min. Aperture	Max. Project	Cutter Fitted
8801H	20"	1/2"	5 1/2"	851C - General purpose
8802H	24"	5/8"	7"	RS232C - Bullet for rapid stock removal RS233C - Ball-end for delicate shaping

## Hollowmaster

The Hollowmaster is the perfect complement to the Multi Tip Hollowing Tool. It uses the same unique design of a meaty 3/4" flat shank which when laid on the tool rest gives ample support to prevent the tool from being turned over by the rotation of the wood. You are not fighting the laws of nature, but removing wood with ease.

Its swan neck design means that the Hollowmaster can reach those spots which are often difficult to reach.

Like the Multi Tip Hollowing Tool, the Hollowmaster also has interchangeable tips. For hollowing there is a rounded tip to give a nice sweeping curve in the turned vessel and for fine finishing there is a full round scraper cutter.

Both tips are simply sharpened by means of a diamond hone or file. Replacement tips are readily available.




Ref	Overall Length	Handle Length
RS230KT	21"	14"
SOV-RS230	-	-
RS211C	Round-end Swivel Tip	
RS230C	Full Round Scraper Cutter	
RS211GC	Excelsior Round End Cutter	
RS230GC	Excelsior Round Scraper Cutter	



## Midi Hollowmaster

As with the Multi Tip Hollowing Tool, there is a scaled down version of the Hollowmaster – the midi Hollowmaster (ref RS130KT) – which is both shorter and has a  $\frac{1}{2}$ " shank making it ideal for miniature hollowing projects.

- Swan neck design for easy access
- Swivel clamp enables additional under shoulder
- $\frac{1}{2}$ " flat shank gives added stability
- Comes with one hollowing cutter (RS111C) and finishing scraper cutter (RS130C)

Ref	Overall Length	Handle Length
RS130KT	18 $\frac{1}{2}$ "	10"
RS111C	Midi Round Tip	
RS130C	Midi Round Cutter	
SOV-RS130		-



RS130KT

RS130C

## Tip Holder

The Tip Holder (ref 472) is an extremely useful and inexpensive sharpening accessory. Being double ended it allows the turner to hold comfortably almost every Robert Sorby tool tip without the fear of catching fingers on a sharpening belt or a grinding wheel. Please note: This is not the same tip holder as used with the TurnMaster on pages 10 and 11. This useful addition can be used to hold an array of cutters – See pages 12 - 18.



472





# Hollowing System

The Robert Sorby Hollowing System offers a collection of safe and effective tools for the turner wanting to explore the highly prized skill of deep vessel hollowing. The reach of these tools will allow for the most ambitious projects and offer the woodturner multiple options.



RS208

## ARM BRACE (RS206)

Conceived to enhance control and comfort when using either the Hooker (RS210) or Slicer (RS205). It enables the turner to reach further over the tool rest, increasing control in the face of rotational forces. The addition of a neoprene grip serves to dampen vibration.

Arm Brace  
RS206

## MAIN HANDLE (RS202)

The standard pistol grip for the hollowing system. Provides handle support for the Hooker (RS210) and Slicer (RS205).

Main Handle  
RS202

## HOOKER (RS210)

Designed as a safe method for hollowing vessels through narrow apertures – offers a range of combinations. Its design allows for both inboard and outboard turning. It comes fitted with a small teardrop scraper (RS222) for finishing. The Hooker also accommodates the Swivel Tip Complete assembly which allows for hollowing tips (RS211C, RS211GC, RS212C and RS212GC) to be used. Note the Swivel Tip Complete comes with Round End Swivel Tip Cutter (RS211C). The tool should be fitted to the Main Handle (RS202) or the Arm Brace (RS206). All cutters for this tool are available in HSS and in our high performance, titanium nitride coated HSS, Excelsior range.

**The hooker is fitted with the small teardrop. Other cutters are optional.**

Hooker  
RS210Swivel Tip  
Complete  
RS211Small Teardrop  
RS22214 1/4"  
(360MM)Round End Swivel  
Tip RS211CExcelsior Small  
Teardrop  
RS222GSide End Swivel  
Tip RS212CExcelsior Round End  
Swivel Tip RS211GCExcelsior Side End  
Swivel Tip RS212GCSlicer  
RS205

## SLICER (RS205)

The hollow ground nose of the tungsten carbide tip allows deep plunge cuts, at any angle, to remove cones from bowls and vessels. The Slicer can also be used as a heavy duty parting tool. It should be mounted in the Main Handle (RS202).

15 1/4"  
(390MM)

## DIAMOND SHARPENING FILE (RS224)

The perfect tool to quickly hone your cutters. Simply add a little water to act as a lubricant and pass over the top / flat face of the cutter. For best results hone little and often.

Diamond  
Sharpening File  
RS224

Ref	Description
RS206	Arm Brace
RS202	Main Handle
RS210	Hooker
RS211C	Round End Swivel Tip
RS211GC	Excelsior Round End Swivel Tip
RS212C	Side End Swivel Tip
RS212GC	Excelsior Side End Swivel Tip
RS222	Small Teardrop
RS222G	Excelsior Small Teardrop
RS211	Swivel Tip Complete
RS205	Slicer
RS224	Diamond Sharpening File
RS223	Allen Key (1/8" AF)

# Multi Tip Hollowing Tool

The Multi-tip hollowing tool is a Robert Sorby legend and a must-have for every turner's collection. Its massive half round shank and interchangeable cutters make this a solid and sturdy tool capable of multiple applications.

The tool is available in three formats: The RS200KT and RS100KT are available with and without a handle (for unhandled versions ask for the SOV-RS200 and SOV-RS100 respectively). A larger SOV-RS300 is offered as an unhandled version only.

Each tool comes with three high speed steel (HSS) cutting tips. Optional cutters are available in our high performance Excelsior range. These cutters are HSS with a titanium nitride plasma bonded coating and offer a significantly longer cutter lifespan.

A further five HSS cutters are available for the RS200KT, SOV-RS200 and SOV-RS300 adding beading, coving, recessing and dovetailing to the tools' repertoire.




## Multi Tip Hollowing Tool (RS200KT)



### FOR HOLLOWING

Unlike other systems, when used for hollowing, the RS200KT is used with the flat section on the tool rest. This eliminates the rocking and rolling often associated with hollowing and puts the turner firmly in control.

For the rapid opening up of an aperture or for creating a crisp corner in the base of boxes use the RS212C hollowing tip. If a gentler sweeping curve is required, for example, in the bottom of vases, the RS211C's curved cutting edge is more suitable. To under-cut rims of bowls, for example, offset the cutter. Both tips (RS212C and RS211C) are available in our Excelsior, titanium nitride range.



### FOR FINISHING

Fit the medium teardrop HSS cutter (RS200C) and turn the tool into a highly efficient multi-faceted scraper. The shape of the scraper cutter converts the tool into a round, half-round or square scraper suitable for use on the inside and outside of bowls, platters and hollow forms.

Use the flat surface of the shank on the tool rest to scrape in conventional mode. For shear scraping, turn the tool round laying the half round section of the shank at 45° on the tool rest. The RS200C is also available in high performance Excelsior series (RS200GC).



Use the curved edge for internal work



Use the straight edge for external work





## FOR BEADING AND COVING

Six optional cutters allow for variety of techniques from recessing and dovetailing to beading and coving enabling the creation of bangles, rings and wheels.

Ref	Description
RS234C	50 / 60 degree recessing and dovetail cutter
RS239C	3/4" and 1/2" beading cutter
RS236C	3/8" to 5/8" beading cutter
RS238C	3/4" and 1/2" coving cutter
RS235C	3/8" to 5/8" coving cutter
RS237C	Pack of 3 cutters (RS234C, RS235C, RS236C)



Beading




Coving



Recessing and  
Dovetailing RS234C



Beading RS236C



Beading RS239C




Coving RS235C



Coving RS238C

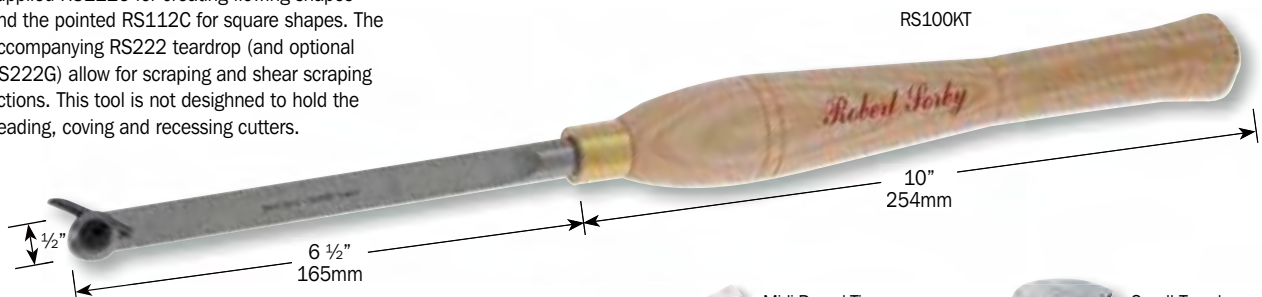
## Multi Tip Hollowing Tool – Extended Reach (SOV-RS300)

The RS300 is designed to give maximum extended reach – delivering 12" project reach, twice that of its stablemates. Only available unhandled it is ideal for the Sovereign system or the turner wishing to turn their own handle. Like the RS200KT and SOV-RS200 it's supplied with the RS212C, RS211C and RS200C cutters and will take the optional recessing /dovetailing, coving and beading cutters.



## Midi Multi Tip Hollowing Tool (RS100KT)


The smaller scale of the RS100KT makes this tool ideal for smaller hollow forms. Its 1/2" flat surface allows for aggressive hollowing. Use the supplied RS111C for creating flowing shapes and the pointed RS112C for square shapes. The accompanying RS222 teardrop (and optional RS222G) allow for scraping and shear scraping actions. This tool is not designed to hold the beading, coving and recessing cutters.



Midi Round Tip  
RS111C



Midi Pointed Tip  
RS112C



Small Teardrop  
RS222



Small Teardrop  
Excelsior RS222G

### Multi Tip Hollowing Tools: Reach and Aperture

Ref	Aperture	Reach
RS200KT	1"	6"
SOV-RS200	1"	6"
SOV-RS300	1"	12"
RS100KT	3/4"	6"
SOV-RS100	3/4"	6"

**Sharpening:** Hone HSS cutters with a diamond file across the flat surface. Use a diamond file around the profile for Excelsior cutters. For chipped cutters requiring re-profiling use the 472 cutter holder (see p14) and sharpen the profile edge of the cutter. Note: cutters for midi tool need re-profiling on the tool.

## Box Hollower

The unique Box Hollower is specifically designed for hollowing projects with straight sides and flat bottoms. It is ideal for boxes and can also be used on larger projects, like tall vases.

Its broad cutter facilitates the rapid removal of waste wood. Because the shank is a full  $\frac{3}{4}$ " flat section, there is no fear of tool rotating inside.

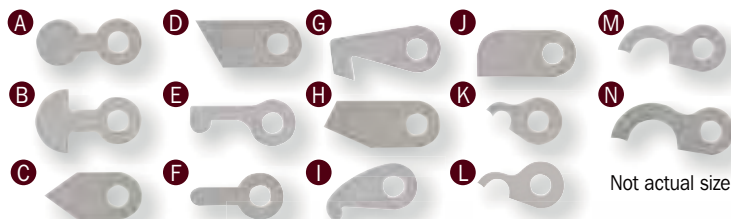
The cutter may also be slightly off-set to give a different angle of approach.

There are other cutters which may be fitted to this tool, see table on right.

Sharpening is done with a diamond file or honing stone and can be achieved on the tool or by using the 472 on page 14.

Ref	Description	Blade Length
803H	Box Hollower	5½"

The following cutters fit onto the Mushroom Tool (804H) and the Box Hollower (803H) as well as the Captive Ring Tool (805H).




Ref	Description
<b>A</b> 804C01	Ball End Cutter
<b>B</b> 804C02	Spade End Cutter
<b>C</b> 804C03	Pointed End Cutter
<b>D</b> 804C04	Skew Cutter
<b>E</b> 804C05	Rim Cutter
<b>F</b> 804C06	Mini-round Nose Cutter
<b>G</b> 804C07	Side and Face End Cutter
<b>H</b> 804C08	Box Cutter
<b>I</b> 804C09	Mushroom Cutter
<b>J</b> 804C10	Half Radius Cutter
<b>K</b> 805C05	$\frac{3}{16}$ " Captive Ring Cutter
<b>L</b> 805C06	$\frac{1}{4}$ " Captive Ring Cutter
<b>M</b> 805C10	$\frac{3}{8}$ " Captive Ring Cutter
<b>N</b> 805C13	$\frac{1}{2}$ " Captive Ring Cutter

## Mushroom Tool

The Mushroom Tool uses the standard shaft and handle with a cutter particularly suitable for undercutting the cap of a mushroom, but may be adapted for undercutting.

Ref	Description	Blade Length
804H	Mushroom Tool	4¾"



Boxes courtesy of Sam Abernethy



## Easybeader

The Easybeader is designed to quickly and efficiently cut a series of evenly spaced beads. Conceived by a production turner who needed to produce bee-hive designs, the Easybeader is simple to use and easy to sharpen. Comes complete with full instructions. Ideal for honey dippers.

Ref	Size	Overall Length	Handle Length
814H	Easybeader $\frac{1}{4}$ " (6mm)	12½"	8½"
814H	Easybeader $\frac{3}{8}$ " (10mm)	13½"	8½"
814H	Easybeader $\frac{1}{2}$ " (13mm)	13½"	8½"

## Bead Forming Tool

Ref	Size	Overall Length	Handle Length
835H*	Bead Forming Tool $\frac{1}{8}$ " (3mm)	13½"	8½"
835H*	Bead Forming Tool $\frac{3}{16}$ " (5mm)	13½"	8½"
835H*	Bead Forming Tool $\frac{1}{4}$ " (6mm)	13½"	8½"
835H*	Bead Forming Tool $\frac{5}{16}$ " (8mm)	13½"	8½"
835H*	Bead Forming Tool $\frac{3}{8}$ " (10mm)	13½"	8½"
835H	Bead Forming Tool $\frac{1}{2}$ " (13mm)	13½"	8½"

55HS Set of 5 Tools marked with \* are available as a boxed set 55HS. Bead forming tools cut perfect semi-circular beads every time. Nose design permits multiple bead designs.



55HS  
Set of 5



# Captive Ring Tools

Bangles, curtain rings and wheels as well as captive rings on goblets and puzzles are amongst the projects which can be created with the Robert Sorby Captive Ring Tool set.

There is no longer a need to have an array of tools to cut different sizes of ring. The Robert Sorby Captive Ring set includes four different cutters to enable the turner to cut rings of  $\frac{3}{16}$ ",  $\frac{1}{4}$ ",  $\frac{3}{8}$ " and  $\frac{1}{2}$ " from one inexpensive set.

The ring cutter tips themselves are interchangeable and located in a specifically designed slot. This slot ensures that the cutter is correctly angled to create a perfect cut on each side of the ring. Together with the  $\frac{3}{4}$ " flat shank firmly located on the tool rest, this gives a full control. The cutter can also be angled for access to restricted spaces. Cutters are sharpened with a diamond stone, instructions included.

Tools fitted with just one cutter and individual cutters are also available separately.



Ref	Description	Size
805HS	Captive Ring Tool Set with $\frac{3}{16}$ ", $\frac{1}{4}$ ", $\frac{3}{8}$ ", $\frac{1}{2}$ " cutters	
805H	Captive Ring Tool	$\frac{3}{16}$ "
805H	Captive Ring Tool	$\frac{1}{4}$ "
805H	Captive Ring Tool	$\frac{3}{8}$ "
805H	Captive Ring Tool	$\frac{1}{2}$ "
805C05	Captive Ring Cutter	$\frac{3}{16}$ "
805C06	Captive Ring Cutter	$\frac{1}{4}$ "
805C10	Captive Ring Cutter	$\frac{3}{8}$ "
805C13	Captive Ring Cutter	$\frac{1}{2}$ "



The Captive Ring Tool Set comes complete with all four cutter sizes.



Captive ring projects courtesy of Sam Abernethy

# Spindlemaster

The Spindlemaster's enhanced tip, shear cutting action and highly polished bevel combine to produce a very fine finish on all types of wood – finer than 400 grit paper. It sails through knots and other imperfections as if they were not there.

To sharpen, simply hone across the flat top face to keep it in tip-top condition. As a result of its contact with the workpiece the bevel is effectively self polishing and should need no further attention.

The Spindlemaster comes complete with its own set of illustrated instructions.

A micro version (879H) is also available see pages 34 and 35. Ideal for pen turning or decorating spindles, Christmas ornaments or miniatures.

Comes with instructions.



Ref	Size	Overall Length	Handle Length
812H	$\frac{1}{2}$ " (13mm)	16 $\frac{1}{4}$ "	10"
812H	$\frac{3}{4}$ " (19mm)	16 $\frac{1}{4}$ "	10"
879H	$\frac{1}{2}$ " (13mm)	10"	6 $\frac{1}{4}$ "



Trimming end-grain



Beading



Coving

# Shear Scraper

Shear scraping is a method of woodturning which relies on the presentation of the scraper at a shear angle to peel away the wood fibres.

This technique offers some significant advantages over conventional scrapers:

- At the optimum angle of 45°, the slicing action is safer and produces a superior finish.
- Sanding is often unnecessary.
- The risk of the cutter digging in is virtually eliminated.



Ref	Overall Length	Handle Length	Application
826H	18½"	12"	Internal Scraping
826C	-	-	Spare Cutter for 826H
826GC	-	-	Spare Cutter for 826H <i>Excelsior</i> (TiN)
827H	18½"	12"	External Scraping
827C	-	-	Spare Cutter for 827H
827GC	-	-	Spare Cutter for 827H <i>Excelsior</i> (TiN)



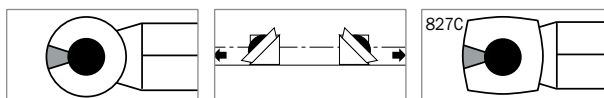
Hollowing (Ref:826H)



External shaping (Ref:827H)

The ¾" square shank sits firmly on the toolrest and presents the cutter precisely at 45° to the workpiece when used in either direction. This is due to the unique cutter seating position.

Cutters also available in our Excelsior high performance range (Titanium Nitride coating).



826C



826GC



827C




827GC


## Thread Cutting System

Thread Cutting Sets consist of a pair of thread cutters, thread and sizing gauge and the Focus on Specialist Woodturning Tools Part 3 DVD.

Robert Sorby brings this fascinating aspect of woodturning to you with the Thread Cutting System. Cutting tools have been produced from High Speed Steel in 10, 16 and 20tpi, with a unique, enhanced helix angle specially designed for use in wood. To complement these excellent tools, optional items have been produced to provide a complete solution to thread cutting. A Relief Cutting Tool and Tool Support Rest make forming internal threads easier and our Thread and Sizing Gauge takes all the guesswork out of dimensioning. Also available is our informative DVD Focus on Specialist Woodturning Tools Part 3 covering tool use and a series of graded projects. This DVD accompanies the set and includes an introduction to the Eccentric chuck.



973



895H



893H

Ref	Description
890H/10	Pair of Thread Cutters - 10tpi
890H/16	Pair of Thread Cutters - 16tpi
890H/20	Pair of Thread Cutters - 20tpi
973	Thread and Sizing Gauge
895H	Relief Cutting Tool
893H	Tool Support
RSDVDTCEC	Cutting Threads and Eccentric Chuck DVD
89HS10	Thread Cutting Set 10tpi
89HS16	Thread Cutting Set 16tpi
89HS20	Thread Cutting Set 20tpi

For those attempting their first steps in thread cutting, we recommend starting with the finer tooth pitches.



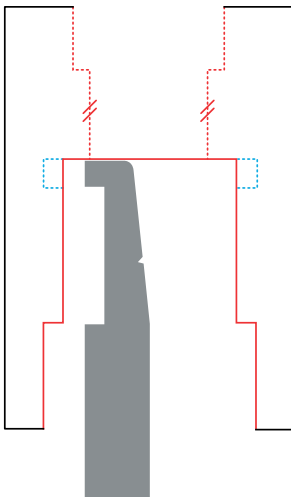
## Crush Grind Tool

For anyone turning salt and pepper mills using a CrushGrind mechanism, this is an essential tool in obtaining the correct depth and size of recesses needed to enable the mechanism to work correctly. The step or shoulder of the tool gives an accurate position of the recess required for the base section of the mill. The small V notch on the right hand side allows the other groove to be produced in the top section when it is lined up with the outer face. The CrushGrind tool will give accurate and effortless results time and again.

Chris West, woodturner and author, recommends the Robert Sorby Crush Grind Tool to form the recess and to allow for the correct fitting of the CrushGrind® mechanism.

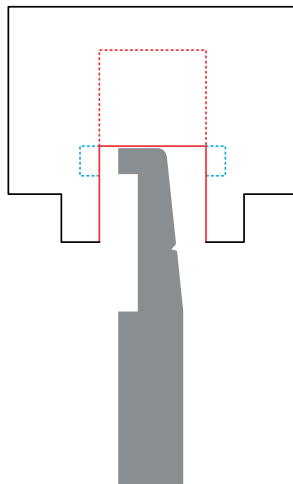
Ref	Size	Overall Length	Handle Length
895CGH	N/A	16"	10"

**TO TURN THE BASE SECTION:**  
Push the tool in as indicated in red in the drawing. To cut the recess shown in blue pull the tool along the tool rest towards you until the blade of the recess tool meets the wider drilled opening at the base.



Base Section

**TO TURN THE TOP SECTION:**  
To fit the CrushGrind® drive plug form the recess for the mechanism's lugs.




Top Section



For a complete step-by-step guide to drilling, turning and finishing a pepper mill visit:  
[www.westwoodturnery.co.uk](http://www.westwoodturnery.co.uk)

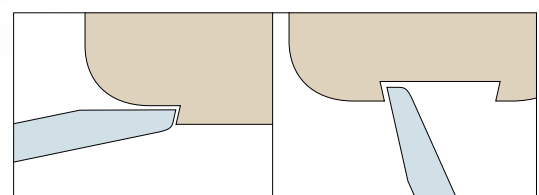

Or for a complete guide to turning salt and pepper shakers and mills see Chris's book.



## Jaw and Collets Tool

Designed to cut the perfect dovetail required on a tenon or in a recess when mounting a timber blank on the jaw or collets of a woodturning chuck.

Ref	Size	Overall Length	Handle Length
817H 	3/4" (19mm)	16"	10"



**External**

Here the external shape is cut from the side.

**Internal**

To cut the internal recess the tool is presented to the working piece from the front.

# Decorating Tools

Adding beautiful textures and patterns to woodworking projects has never been more popular. Robert Sorby makes a range of decorating tools that can help you deliver that wow factor to the work piece.



## SPIRALLING AND TEXTURING

Robert Sorby spiralling and texturing tools use a variety of interchangeable wheel cutters to achieve a myriad of patterns and textures. Amaze family and friends with perplexing barley twists, spirals, knurled crosshatches, whorls, and orange peel pattern to name a few of the numerous striations possible with a little practice and patience. There are three full size variations of the tool each of which is available with a traditional Robert Sorby American Ash handle – see the table on the next page for variations and contents of each tool.



330

The Spiralling System (330) comes with four cutters (350/0 texturing cutter, 350/2 2mm, 350/4 4mm, and 350/06 6mm spiralling cutters). A feature of the spiralling system is the rest (360) which allows spiral work to be approached at a variety of angles – etched measured gradations help ensure accuracy and repeatability.



320

The Spiralling Tool (320) comes with a single mounted 4mm spiralling cutter (350/4) and includes the tool rest (360).



310H

The Texturing Tool (310H) comes with the bevelled texturing cutter (350/0). The cutters are interchangeable and the rest is available as an optional extra allowing the turner to easily upgrade the system as they wish.



360

Accurately gauge spiralling patterns with the addition of the tool rest (360). Available to purchase as an upgrade for the texturing tool.



The spiralling and texturing concept is based around five precision engineered cutting wheels. With a diameter of 1 1/2" (38mm) each wheel features an arrangement of finely cut high speed steel. Patterns are achieved by the duration and angle the tool is presented to the work piece.



Texturing (350/0)



Spiralling 2m 350/02



Spiralling 4m 350/04



Spiralling 5m 350/05



Spiralling 6m 350/06



















A deluxe box set (SOV-337DBS) that includes both the full size and modular systems is available (see page 30)



370/A

There are currently four spiralling cutters available in 2mm, 4mm, 5mm and 6mm pitch. The front face of the spiralling cutters are bevelled, the rear face being flat. A texturing cutter is also available and is bevelled on both faces.

Cutters can be sharpened while still mounted on the tool using a diamond file on the bevelled face. Tools come with comprehensive instructions. The Robert Sorby Focus on Decorative Techniques DVD (RSDVDDT) is also available as an optional extra. Other films can be seen on Robert Sorby's YouTube channel.

REF	Description
310H	Texturing Tool (includes  )
310S	Unhandled Texturing Tool (includes  )
320	Spiralling Tool (includes  ) and tool rest (360))
320S	Unhandled Spiralling System (includes  ) and tool rest (360))
330	Spiralling System complete with four cutters (includes  ,  ,  ,  ) and tool rest (360)
330S	Unhandled Spiralling System complete with four cutters (includes  ,  ,  ,  ) and tool rest (360)
350/0	Texturing cutter 
350/2	2mm pitch cutter 
350/4	4mm pitch cutter 
350/5	5mm pitch cutter
350/6	6mm pitch cutter 
360	Tool Rest
RSDVDDT	Focus on Decorative Techniques DVD

Note: Unhandled tools use SOV-C13 Collet

### MODULAR SPIRALLING AND TEXTURING

A smaller modular handled version (370/A) of the spiralling and texturing tool is available for those wanting to create finer patterns. It comes with fine (370/01) and medium (370/02) cutters. A texturing cutter (370/03) is available. Available with or without the modular handle.



Fine 370/01



Medium 370/02



Texturing 370/03

### CHATTER WORK

This is created by the Chattertool (RS215KT) which is both a shear scraper and a decorating tool. When fitted with either of the double ended spring steel cutters it will produce a myriad of patterns on end grain only. Supplied with two chatter cutters (RS220 and 221) and scraper (RS222). User instructions included. The Chatter Tool is featured in the Decorative Techniques DVD.

Ref	Description
RS215KT	Chattertool Kit (includes RS220, RS221 and RS222)
RS216	Chattertool (as RS215KT but without scraper cutter RS222)
RS220	Square and Point Cutter *
RS221	Domed and Hollow Cutter *
RS222	Shear Scraper Cutter

An endless variety of patterns can be produced very easily. Alternative patterns can be achieved by:-

- Adjusting cutter lengths
- Changing cutter shape
- Altering lathe speed
- Traverse or stationary cuts
- Cuts on, above or below centre



# Indexing and Precision Boring

The unique Robert Sorby Universal Indexing System (763) allows the turner to accurately divide and locate the workpiece in one of 24 positions. This is a datum point from which a whole host of patterns can be created.

- Precise locking of the workpiece allows for accurate boring or carving
- An innovative Indexing System, not dependent on a chuck
- Supplied with full instructions
- Available in sizes to fit most popular lathes

Ref	Description
763*	Indexing System
*State spindle diameter	

## INLAYING

Inlaying adds character. A Precision Boring System (765) is used in conjunction with the Indexing System for accurate hole boring in work pieces. Pre-bored hardened steel inserts are available in metric – 6, 9 and 12mm – or inch sizes –  $\frac{1}{4}$ ",  $\frac{3}{8}$ " and  $\frac{1}{2}$ ". Corresponding HSS brad point bits ensure total accuracy when drilling.

- For use in conjunction with the Indexing System
- Full instructions supplied
- State tool post and stem size when ordering, either  $\frac{1}{2}$ ",  $\frac{5}{8}$ ",  $\frac{3}{4}$ ", 1", 25mm or 30mm

Ref	Description
765	Precision Boring System metric
765-I	Precision Boring System inches

For further project ideas see the Robert Sorby 'Focus on Decorative Techniques' DVD (RSDVDDT).



See page 43 for more information on stems.

765

Pomander courtesy of Gary Rance

# Finishing Collection

## SANDMASTER

The Sandmaster is an essential part of every turner's tool kit.

- It comes with 5 different grits of abrasive to take even the roughest projects to a glass-like finish every time.
- It avoids an uneven finish often associated with hand sanding and there is no danger of catching hands on the revolving project.
- There is little or no surface damage/head build-up, as there is with power sanding and there is no cable to trip over.
- Head articulates to access even the most difficult areas.
- Sponge head is ideal for working in tight spaces.
- Sandmaster creates a fraction of the dust generated by power sanding.
- It can be adapted to take a polishing mop.



410



For those producing work in miniature we also offer a handy micro sandmaster (ref. 888SM) which is depicted on page 35.

Ref	Overall length	Handle length
410	Sandmaster 11½"	8½"
Optional Extras - Sponge Pads		
412	2" Diameter	
412T	2" Diameter Tapered	
413	3" Diameter	
Sanding Discs (pack - 10 of one grit)		
412A	2" Discs- 60, 120, 180, 240, 400 grit	
413A	3" Discs- 60, 120, 180, 240, 400 grit	



412  
2" Diameter

412T  
2" Diameter  
Tapered

413  
3" Diameter

## GOBLET AND BOWL MOPS

Produced from a fine grade of cotton these deluxe mops have been made to deliver the ultimate finish. They are used after sanding to buff oil, lacquer and wax finishes to a lustrous sheen. Mops are fixed to the Sandmaster using the pigtail mandrel.



Ref	Description
492	2" Goblet Mop
493	3" Bowl Mop
494	4" Bowl Mop
491	Pigtail Mandrel



493  
3" Bowl Mop

492  
2" Goblet Mop



# Sovereign System

The Robert Sorby Sovereign is a beautifully engineered, ergonomically designed interchangeable handle system offering the woodturner the perfect feel and balance. A range of accessories add to its versatility providing additional grip, steadiness, weight distribution, extended handle size and enormous tool choice.



Four easily interchangeable collets allow for the majority of the Robert Sorby range to fit into this flexible system. Tools with a 5/8" shank don't require a collet and fit directly into the handle.

The Sovereign handle is available in three sizes designed to couple together to provide the woodturner with unrivalled reach capabilities.




SOV-CT  
Tang Collet

SOV-C06  
1/4" Collet

SOV-C10  
3/8" Collet


SOV-C13  
1/2" Collet

## SOV-22 (22" HANDLE)



Designed for turners who enjoy working further away from the project it is particularly useful for deep hollowing and is a favourite with those who use the Sovereign Ultima – the extra-long handle providing fantastic support. Available as handle only (SOV-22) or with the addition of the SOV-C10 and SOV-C13 collets (SOV-22S).

## SOV-16 (16" HANDLE)



This handle is equally at home when stretching to the bottom of long vases or adding that stability often required with many turning techniques. Its length provides added leverage and support. Available as handle only (SOV-16) or with the addition of the SOV-C10 and SOV-C13 collets (SOV-16S).

## SOV-12 (12" HANDLE)



The shortest Sovereign handle delivers control at close range making it ideal for smaller projects. Available as handle only (SOV-12) or with the addition SOV-C10 and SOV-CT collets (SOV-12S).

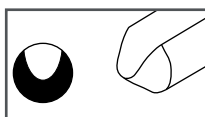
# Sovereign Tools

## BOWL GOUGES

### Standard Bowl Gouges (Deep Flute)

Ref	Size	Collet
842	1/4" (6MM)	SOV-C10
842	3/8" (10MM)	SOV-C13
842	1/2" (13MM)	Direct fit
842	3/4" (19MM)	Direct fit
8427	1/2" (13MM)	Direct fit
8427	3/4" (19MM)	Direct fit

A must in the tool kit of every bowl turner. These tools are ideal for making bowls. They can produce either massive profiling cuts or delicate finishing cuts as necessary. At 18" the 8427 tools offer significant extended length.



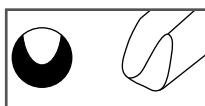
842 Bowl Gouge - Standard



### Fingernail Bowl Gouges (Deep Flute)

Ref	Size	Collet
842F	1/4" (6MM)	SOV-C10
842F	3/8" (10MM)	SOV-C13
842F	1/2" (13MM)	Direct fit

The fingernail shape of this gouge increases flexibility allowing the turner to perform 'pull cuts' without catching the lathe bed. The greater cutting area can be used equally well for heavy profiling cuts or fine, delicate shearing cut.



842F Bowl Gouge - Fingernail

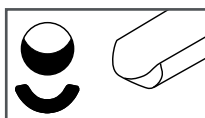


## SPINDLE GOUGES

### Standard Spindle Gouges

Ref	Size	Collet
840	1/4" (6MM)	SOV-C06
840	3/8" (10MM)	SOV-C10
840	1/2" (13MM)	SOV-C13
840	3/4" (19MM)	SOV-CT

These are detailing tools used on between-centre work, where the grain is running parallel to the lathe bed. Spindle gouges are used to create coves, beads and other profiles on goblets, vases, bed posts, candle sticks and other spindle projects.



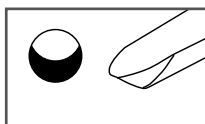
840 Spindle Gouge - Standard



### Fingernail Spindle Gouges

Ref	Size	Collet
840F	3/8" (10MM)	SOV-C10
840F	1/2" (13MM)	SOV-C13

Ideal for fine detailing on spindle work. Having the wing tips ground back reduces the danger of them catching when working in confined areas.



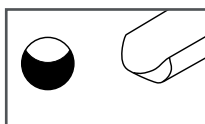
840F Spindle Gouge - Fingernail



### Long and Strong Spindle Gouges

Ref	Size	Collet
841	3/8" (10MM)	SOV-C10
841	1/2" (13MM)	SOV-C13

Apart from the length of the blade, the tools are identical to the standard strength gouges. The increased length of the blades allows a further reach into the workpiece.



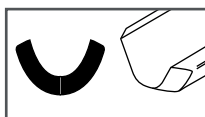
841 Long and Strong Spindle Gouge



## SPINDLE ROUGHING GOUGES

Ref	Size	Collet
843	3/4" (19MM)	SOV-CT

Recommended for turning uneven or square spindle stock to round. The shape of the spindle roughing gouge enables the tool to cut safely. Not designed for use on bowl grain projects.




843 Spindle Roughing Gouge



## DETAIL POINT

Ref	Size	Collet
822	3/8" (10MM)	SOV-C10

With its three facet point, this is ideal for fine detailing work on bowl and spindle work.



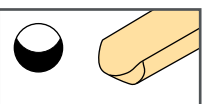
822 Detail Pointer



## EXCELSIOR HIGH PERFORMANCE SPINDLE GOUGES

Ref	Size	Collet
840G	1/4" (6MM)	SOV-C06
840G	3/8" (10MM)	SOV-C10
840G	1/2" (13MM)	SOV-C13

We have created an increased edge life by bonding Titanium Nitride to our existing HSS tools. Sharpen in the same way as a regular spindle gouge - incredible performance.



840G Spindle Gouge - High Performance

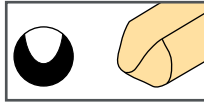





## EXCELSIOR HIGH PERFORMANCE BOWL GOUGES

Ref	Size	Collet
842G	1/4" (6MM)	SOV-C06
842G	3/8" (10MM)	SOV-C10
842G	1/2" (13MM)	SOV-C13

Titanium Nitride coated for increased performance and resistance to edge wear. The cutting edge on these tools will outlast our normal tools by a minimum of three fold. Spend less time sharpening and more time turning. Supplied with standard grind.



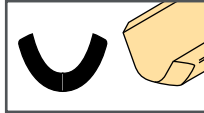
842G Bowl Gouge - High Performance




## EXCELSIOR HIGH PERFORMANCE SPINDLE ROUGHING GOUGES

Ref	Size	Collet
843G	3/4" (19MM)	SOV-CT

High performance roughing gouge with the cutting edge enhanced by a Titanium Nitride coating. Not to be used on bowls.



843G Spindle Roughing Gouge - High Performance



## SPINDLEMASTER

Ref	Size	Collet
812	1/2" (13MM)	SOV-CT
812	3/4" (19MM)	SOV-CT

Hugely popular this tool can be used to plane, bead, cove and trim end grain. The polished back bevel helps to produce a high quality finish. Exceptional results on softer woods like pine. Easy to use and sharpen. Sharpen across the flat face.



812 Spindlemaster



## SKEW

### Oval

Ref	Size	Collet
809	1/2" (13MM)	SOV-CT
809	3/4" (19MM)	SOV-CT

Skews are the planes of the spindle turner's tool kit. Perfect for smoothing cylinders, cleaning the end grain of spindles, cutting shallow curves, beads, pummels and v-cuts. Indispensable if a fine finish is required from the tool.



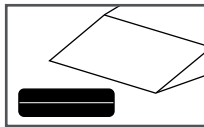
809 Oval Skew



### Standard

Ref	Size	Collet
810	1/2" (13MM)	SOV-CT
810	3/4" (19MM)	SOV-CT
810	1" (25mm)	SOV-CT

This tool is rectangular in section giving it more weight and making it superb for spindle work e.g. newel posts and table legs. The edges have been rolled to help turners avoid catching an edge and to allow greater manoeuvrability.



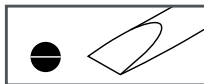
810 Standard Skew



### Round

Ref	Size	Collet
813	1/4" (6MM)	SOV-C06
813	3/8" (10MM)	SOV-C10

Used on spindle work this tool is ideal for production work. Use for fine detailed projects up to larger functional work to produce beads, coves, and other details.



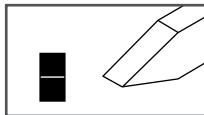
813 Round Skew



## STANDARD PARTING TOOL

Ref	Size	Collet
830	1/4" (6MM)	SOV-CT
830	1/8" (3MM)	SOV-CT

Used to part the finished project off from the waste material, the parallel sides make for a rigid tool that handles well. The 3/8" - 3mm tool reduces the amount of waste, vital if using an expensive wood. It also makes for a fine detailing tool, e.g. beads and fillets.



830 Standard Parting Tool

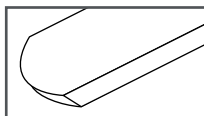


## SCRAPERS

### Round Nose

Ref	Size	Collet
820	1/2" (13MM)	SOV-CT
820	3/4" (19MM)	SOV-CT
820	1" (25MM)	SOV-CT

Used on bowls and platters to create smooth flowing curves.



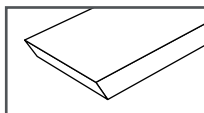
820 Round Nose Scraper



### Square End

Ref	Size	Collet
823	1/2" (13MM)	SOV-CT
823	3/4" (19MM)	SOV-CT
823	1" (25MM)	SOV-CT

For finishing convex and flat bottomed forms. The end profile can be modified to a specific shape as required.



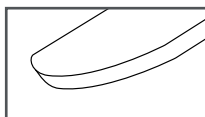
823 Square End Scraper



# Sovereign Tools

## Curved

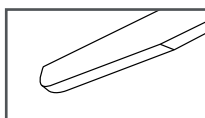
Ref	Size	Collet
828	3/4" (19MM)	SOV-CT



Excellent for smoothing and blending curved surfaces in bowl work, e.g. round bottomed boxes. This tool is able to take an aggressive cut, whilst retaining sensitivity for refining cuts.

## Box

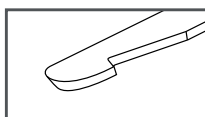
Ref	Size	Collet
829	3/4" (19MM)	SOV-CT



The profile of the box scraper makes it ideal for cutting the parallel side walls of end grain boxes. The small radius on the point at the bottom of the cutting section creates a smooth intersection between the side wall and flat bottomed vessels. Very responsive and sensitive in use.

## Round / Side Cut

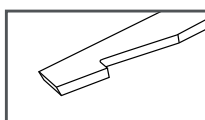
Ref	Size	Collet
824	3/4" (19MM)	SOV-CT



Designed for blending the parallel side wall and the curved bottom of vessels and boxes together. It is excellent for undercutting the rims of small bowls.

## Diamond / Side Cut

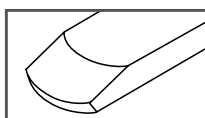
Ref	Size	Collet
825	3/4" (19MM)	SOV-CT



Used on square bottomed boxes the end profile allows the tool to create a right angled juncture between side wall and bottom. The 85° angle at the end prevents the tool from cutting the side wall and the bottom at the same time.

## Negative Rake

Ref	Size	Collet
821	3/4" (19MM)	SOV-CT






Equally at home on all types of wood the negative rake is as effective on spindle work as it is on bowls – the action of the negative rake on the bevel reduces the risk of grain tear-out leaving a polished surface that requires little or no sanding.

## TURNMASTER

Ref	Size	Collet
RSTM-SCT123	TurnMaster Shank + 3 Carbide Cutters	SOV-C13
RSTM-SCT1	TurnMaster Shank + Carbide Round Cutter	SOV-C13
RSTM-SCT2	TurnMaster Shank + Carbide Detail Cutter	SOV-C13
RSTM-SCT3	TurnMaster Shank + Carbide Square Cutter	SOV-C13
RSTM-ST123	TurnMaster Shank + 3 HSS Cutters	SOV-C13
RSTM-HSH	TurnMaster Shank + Head	SOV-C13

Designed to quickly and easily complete many popular projects, the TurnMaster has been a huge success with both novices and experienced turners. Its unparalleled collection of parts and cutters making it the most versatile and value added single tool concept on the market today (see page 10 and 11)

## HOLLOWMASTER

Ref	Size	Collet
SOV-RS230	Hollowmaster (incl.  )	Direct fit
RS211C	Round-end Swivel Tip Cutter 	N/A
RS211GC	Excelsior Round End Cutter	N/A
RS230C	Full Round Scraper Cutter 	N/A
RS230GC	Excelsior Round Scraper Cutter	N/A
RSTM-HSH	TurnMaster Shank + Head	SOV-C13

The perfect complement to the Multi Tip Hollowing Tool. It uses the same unique design of a meaty 3/4" flat shank which when laid on the tool rest gives ample support. Its swan neck design means that the Hollowmaster can reach those spots which are often difficult to reach. Uses two cutters: the round end swivel tip for sweeping curves and full round for fine finishing. Both are available in high performance Excelsior range.

828 Curved Scraper

829 Box Scraper

824 Round/Side Cut Scraper

825 Diamond/Side Cut Scraper

821 Negative Rake Scraper

RSTM-ST123

RSTM-SCT1

RSTM-SCT2

RSTM-SCT3




SOV-RS230

RS-230C



# Sovereign Tools

## MIDI HOLLOWMASTER










Ref	Size	Collet
SOV-RS130	Midi Hollowmaster (incl.  )	SOV-C13
RS111C	Midi Round Tip Cutter 	N/A
RS130C	Midi Round Cutter 	N/A

As with the Multi Tip Hollowing Tool, there is a scaled down version of the Hollowmaster – the midi Hollowmaster (ref RS130KT) – which is both shorter and has a 1/2" shank making it ideal for miniature hollowing projects. Uses replaceable RS211C midi round tip and RS130C midi round cutter.

SOV-RS130

RS-130C

## MULTI TIP HOLLOWING TOOLS

Ref	Size	Collet
SOV-RS100	Midi Multi-Tip Hollowing Tool (incl.  )	SOV-C13
RS111C	Midi Round Tip Cutter 	N/A
RS112C	Midi Pointed Tip Cutter 	N/A
RS222	Small Teardrop Cutter 	N/A
RS222G	Small Teardrop Excelsior Cutter	N/A
SOV-RS200	Multi Tip Hollowing Tool (incl.  )	SOV-C13
SOV-RS300	Multi Tip Hollowing Tool Ex (incl.  )	Direct fit
RS234C	Recessing /Dovetailing Cutter	N/A
RS239C	1/4" and 1/2" Bead Cutter	N/A
RS236C	3/8" and 5/8" Bead Cutter	N/A
RS238C	1/4 "and 1/2" Cove Cutter	N/A
RS235C	3/8" and 5/8" Cove Cutter	N/A
RS211C	Round End Swivel Tip Cutter 	N/A
RS211GC	Round End Swivel Tip Excelsior	N/A
RS212C	Side / End Swivel Tip Cutter 	N/A
RS212GC	Side / End Swivel Excelsior	N/A
RS200C	Medium Teardrop Cutter 	N/A
RS200GC	Medium Teardrop Excelsior	N/A

Available in three sizes this multifunctional tool delivers on all fronts. The SOV-RS200 and SOV-RS300 offer a variety of options for hollowing, finishing, beading, coving and cutting recesses and dovetails. The SOV-RS300 uses the same cutters but provides incredible 12" reach. The 1/2" shank of SOV-RS100 makes a sturdy companion for hollowing small vessels. See pages 16 and 17 for more.

SOV-RS100

RS-111C

RS-222

SOV-RS200











RS-211C

RS-200

SOV-RS300


RS-211C RS-200

## SPIRALLING SYSTEM

Ref	Size	Collet
310S	Texturing Tool (incl.  )	SOV-C13
320S	Spiralling Tool (incl.  )	SOV-C13
330S	Spiralling System (incl.     )	SOV-C13
350/0	Texturing cutter 	N/A
350/2	2mm pitch cutter 	N/A
350/4	4mm pitch cutter 	N/A
350/5	5mm pitch cutter	N/A
350/6	6mm pitch cutter 	N/A

Add beautiful textures and patterns to woodworking projects with Robert Sorby spiralling and texturing tools. See 22 and 23

330 Spiralling System



310S Texturing Tool

360

The Tool Rest (360) is included with the Spiralling Tool and Spiralling System.

## Sovereign Deluxe Box Sets

The Sovereign deluxe box sets are on many a woodturner's wish list. These beautifully designed and hugely popular sets appeal to beginners and experienced woodturners alike.

Sovereign enthusiasts will be aware of the system's flexibility which is enhanced in these sets with the addition of the imaginative and economical 4" handle extension. This simple but highly practical inclusion means that fully extended the turner can quickly increase handle length to 17".

This versatility allows for comfortable close-work using the 12" handle whilst providing the resourceful extension for larger projects that may call for greater control.



### SOV-67DBS - SOVEREIGN 6 PIECE TURNING TOOL SET

Everything a woodturner could want from a starter kit. This set contains the same tools as the ever popular 67HS but with additional benefits afforded by the Sovereign handle extension.

#### Set includes:

- 3/4" Spindle roughing gouge (843)
- 3/8" Spindle gouge (840)
- 3/8" Bowl gouge (842)
- 3/4" Standard skew chisel (810)
- 1/8" Standard parting tool (830)
- 1/2" Round nose scraper (820)
- 12" Sovereign handle (SOV-12)
- 4" Sovereign extension (SOV-EXT)
- Sovereign collets: 3/8" (SOV-C10), 1/2" (SOV-C13) and Tang (SOV-CT)
- Sovereign threaded coupler (SOV-TC)
- 600 Grit diamond honing card (DSCC600)
- Focus on Starting out Woodturning DVD (RSDVDSO)



### SOV-3370DBS - SOVEREIGN SPIRALLING AND TEXTURING TOOL SET

Create beautiful textured shapes in any woodturning project with this incredible set. Features both the full size and modular micro systems to deliver a multitude of decorative shapes and patterns. An absolute must for those wanting to add finesse to a project.

#### Set includes:

- Unhandled Spiralling System (330S)
- Texturing cutter (350/0)
- Spiralling cutters 2mm (350/02), 4mm (350/04) and 6mm (350/06) pitches,
- Unhandled Modular Micro Spiralling Tool (370/0)
- Fine (370/01) and Medium (370/02) micro spiralling cutters
- Micro texturing cutter (370/03)
- Modular Micro Handle 7 3/4" (889)
- 12" Sovereign handle (SOV-12)
- 4" Sovereign extension (SOV-EXT)
- Sovereign 1/2" collet (SOV-C13)
- Sovereign threaded coupler (SOV-TC)
- 600 grit diamond honing card (DS600)
- Focus on Decorative Techniques DVD. (RSDVDDT)





### SOV-RS200DBS - SOVEREIGN HOLLOWING SET

This set focuses on one of Robert Sorby's most popular tools – the Multi Tip Hollowing Tool (RS200KT). Whether you're starting out or have been turning for years, this tool provides a flexibility that enables the woodturner to make light work of more specialised projects.

**Set includes:**

- Multi-Tip Hollowing Tool (RS200)
- 3/4" Spindle roughing gouge (843)
- 3/8" Spindle gouge (840)
- 3/8" Bowl gouge (842)
- 1/4" Standard parting tool (830)
- 12" Sovereign handle (SOV-12)
- 4" Sovereign extension (SOV-EXT)
- Sovereign collets: 3/8" (SOV-C10), 1/2" (SOV-C13) and Tang (SOV-CT)
- Sovereign threaded coupler (SOV-TC)
- 600 grit diamond honing card (DSCC600)
- Focus on Specialist Woodturning Tools Part 1 and 2 DVD (RSDVDVST)



### SOV-RSTMDBS - SOVEREIGN TURNMASTER SET

The Robert Sorby TurnMaster is the perfect tool for the beginner or a fantastic foil for the more experienced woodturner looking for a flexible tool to equip their workshop. This set comes complete with three detachable heads to allow for quick interchanging.

**Set includes:**

- TurnMaster shank and head (RSTM-SH) with HSS detail point cutter mounted (RSTM-TIP2)
- 1 X detachable head (RSTM-HEAD) fitted with HSS round cutter (RSTM-TIP1)
- 1 X detachable head (RSTM-HEAD) fitted with HSS square cutter fitted (RSTM-TIP3)
- Cutters: French Curve (RSTM-TIP4), Dovetail/ Box (RSTM-TIP5) Teardrop (RSTM-TIP6), Mushroom (RSTM-TIP7)
- 1/4" Standard Parting Tool (830)
- 12" Sovereign handle (SOV-12)
- 4" Sovereign extension (SOV-EXT)
- Sovereign collets: Tang (SOV-CT) and 1/2" (SOV-13)
- Sovereign threaded coupler (SOV-TC)
- 600 grit diamond honing card (DS600)



Please note all sets have a pre-formed high density foam insert to hold the tools in place (removed for photographic clarity)

### THE BOX

Made from sustainably sourced birch plywood – comb jointed with a beech frame. Chrome plated furniture and a hard wearing lacquer finish guarantee satisfaction



# Sovereign Ultima

Simply one of the finest hollowing systems on the market.  
Works equally well on wet or dry grain end timber.

The Sovereign Ultima hollowing system uses a high performance cutter system with self clearing head design allowing for fast and effortless waste removal.

Depth of cut can be finely tuned by altering the cut adjustment cap using the micro-adjust wheel. The multi- variable configuration head and link system allows the tool to be used in a variety of positions to create a multitude of hollow form shapes.

The Sovereign Ultima is currently available in two sizes: the small version is suitable for projects up to 11" in depth and is fitted to the 16" Sovereign handle, the medium sized model has a maximum hollowing depth of 16" and is fitted to the 22" Sovereign handle. Both systems include  $\frac{3}{8}$ " and  $\frac{1}{2}$ " collet adaptors to allow for a variety of other tools to be fitted. Both sizes are available either with or without handles.



SOV-ULTCUT



SOV-ULTCUTG



SOV-ULTFCHM



SOV-ULTLM



SOV-ULTMHEAD



Cutter Sharpening Jig



SOV-ULTCSJ

Ref	Description
SOV16S-ULTS	Sovereign Ultima Hollowing System small contents: handle, cutter and blade, torx key, 2 allen keys, 2 collets ( $\frac{3}{8}$ " and $\frac{1}{2}$ ")
SOV22S-ULTM	Sovereign Ultima Hollowing System medium contents: handle, cutter and blade, torx key, 2 allen keys, 2 collets ( $\frac{3}{8}$ " and $\frac{1}{2}$ ")
SOV-RSULTS	Sovereign Ultima Hollowing System small shank only contents: cutter and blade, torx key, allen key
SOV-RSULTM	Sovereign Ultima Hollowing System medium shank only contents: cutter and blade, torx key, allen key
SOV-ULTCUT	Sovereign Ultima replacement cutter
SOV-ULTCUTG	Sovereign Ultima Excelsior cutter
SOV-ULTCSJ	Sovereign Ultima cutter sharpening jig
SOV-ULTFCHS	Sovereign Ultima finishing cutter head small inc. cutter
SOV-ULTFCHM	Sovereign Ultima finishing cutter head medium inc. cutter
SOV-ULTLS	Sovereign Ultima link small
SOV-ULTLM	Sovereign Ultima link medium
SOV-ULTTK	Sovereign Ultima Torx key
SOV-ULTMHEAD	Medium head without cutter
SOV-ULTSHEAD	Small head without cutter





A range of accessories are available to enhance the Sovereign system. Use a simple threaded coupler to extend the handle length, increase stability with the inclusion of a side handle or vary the weight and balance of the handle with the adoption of a counter weight.

## SOV-CT SOVEREIGN TANG COLLET ADAPTOR

The SOV-CT ensures a firm fit for our many flat tang tools. Tools that fit this collet include square end scrapers, hardwood scrapers, round nose scrapers, diamond / side scrapers, curved scrapers and box scrapers, oval and standard skews, the standard and fluted parting tools and the spindle and continental roughing gouges.



SOV-CT  
Tang Collet

## SOV-TC SOVEREIGN THREADED COUPLER

The Sovereign Threaded Coupler. This handy accessory allows the turner to easily customise handle length. Use to join handles together.



SOV-TC

## SOV-C06 SOVEREIGN COLLET ADAPTOR 1/4"


The SOV-C06 has the narrowest aperture and is suitable for the 1/4" Spindle gouge. There are also a few tools that require no collet and fit directly into 5/8" shank end of the Sovereign handle. Among these are the 1/2" and 3/4" bowl gouges, the 1/2" fingernail bowl gouge and the extra long multi tip hollowing tool.



SOV-C06  
1/4" Collet

## SOV-SH SOVEREIGN SIDE HANDLE

The Sovereign Side Handle delivers that extra stability by providing a horizontal screw-in appendage. The machined knurled pattern provides additional grip.



SOV-SH

## SOV-C10 SOVEREIGN COLLET ADAPTOR 3/8"

The SOV-C10 presents a 3/8" aperture making a fast hold for 1/4" bowl gouges and fingernail bowl gouges. It also matches 3/8" spindle gouges, fingernail spindle gouges and long and strong spindle gouges.



SOV-C10  
3/8" Collet

## SOV-CW SOVEREIGN COUNTER WEIGHT

The Sovereign Counter Weight is a useful accessory to vary weight balance in the handle. Unscrew the end cap and insert into the hollow shaft of the handle.



SOV-CW

## SOV-C13 SOVEREIGN COLLET ADAPTOR 1/2"

The SOV-C13 has the widest aperture for tools made from round section at 1/2" and is perfectly aligned to take 3/8" bowl gouges and fingernail bowl gouges, the 1/2" spindle gouge, fingernail spindle gouge and the long and strong spindle gouge as well as the TurnMaster which can be seen on page 10. The Spiralling System and Texturing Tool on page 29 and 30 also use this collet.



SOV-C13  
1/2" Collet

## SOV-EXT SOVEREIGN EXTENSION

The Sovereign Extension is a useful addition to the range of accessories. Custom-made during the development of the new Sovereign sets (see page 30 and 31). This 4" extension adds length to any Sovereign handle.

NOTE: a threaded coupler is required.



SOV-EXT

Ref	Description	Size
SOV-CT	Collet Adaptor Flat Tang	
SOV-C06	Collet Adaptor	1/4" (6mm)
SOV-C10	Collet Adaptor	3/8" (10mm)
SOV-C13	Collet Adaptor	1/2" (13mm)
SOV-TC	Threaded Coupler	
SOV-SH	Side Handle	
SOV-CW	Counterweight	
SOV-EXT	Handle Extension 4" - 102mm	

# Micro Turning

This popular range of tools embodies the craftsmanship resplendent in Robert Sorby's world renowned full size tools. The unique sizes and profiles have been adapted to provide the flexibility and control essential for detail work. These tools are ideal for working on smaller lathes where encountering the bed bars can be a problem with conventional tools.

Ref		Size	Overall Length	Handle Length
860H	Negative Rake Scraper	¼" (6mm)	10"	6¾"

## FINE DETAIL SPINDLE TURNING

Ref		Size	Overall Length	Handle Length
861H	Spindle Gouge	¼" (6mm)	10"	6¾"
862H	Spindle Gouge	⅜" (3mm)	10"	6¾"
863H	Round Nose Scraper	¼" (6mm)	10"	6¾"
864H	Skew Chisel	¼" (6mm)	10"	6¾"
865H	Parting Tool	⅛" (2mm)	10"	6¾"
45HS	Fine Detail Spindle Turning Set Above 5 tools are available as a spindle turner's set. Ideal for those making dolls' house furniture.			

## SPINDLE TURNING

Ref		Size	Overall Length	Handle Length
866H	Spindle Roughing Gouge	⅝" (8mm)	10"	6¾"
867H	Spindle Gouge	¼" (6mm)	10"	6¾"
868H	Shear Scraper	⅜" (10mm)	10"	6¾"
869H	Skew Chisel	½" (13mm)	10"	6¾"
870H	Fluted Parting Tool	⅛" (2mm)	10"	6¾"
46HS	Spindle Turning Set This intermediate set is for those projects a little larger in size. They feature slightly heavier blade sections. Ideal for small boxes and vessels up to 4".			

## HOLLOWING

Ref		Size	Overall Length	Handle Length
871H	Bedan	¼" (6mm)	10"	6¾"
872H	Curved Scraper	⅜" (10mm)	10"	6¾"
873H	Hollowing Tool	⅜" (5mm)	10"	6¾"
861H	Spindle Gouge	¼" (6mm)	10"	6¾"
875H	Round Skew	¼" (6mm)	10"	6¾"
47HS	Hollowing Tool Set A fine combination set of micro turning tools offering a swan neck hollowing tool together with a range of spindle tools for detail work.			

## PEN TURNING

Ref		Size	Overall Length	Handle Length
866H	Spindle Roughing Gouge	⅝" (8mm)	10"	6¾"
865H	Parting Tool	⅛" (2mm)	10"	6¾"
879H	Spindlemaster	½" (13mm)	10"	6¾"
36HS	Pen Turning Set This set of micro turning tools has been specifically designed for the pen turner.			

## ORNAMENTAL HOLLOWING

Ref		Size	Overall Length	Handle Length
876H	Straight Tool	⅜" (5mm)	10"	6¾"
877H	Cranked Tool	⅜" (5mm)	10"	6¾"
878H	Hook Tool	⅜" (5mm)	10"	6¾"
38HS	Ornamental Hollowing Set This set of micro turning tools has been specifically designed for miniature hollowing.			

860H  
¼" Negative Rake Scraper

861H  
¼" Spindle Gouge

862H  
⅜" Spindle Gouge

863H  
¼" Round Nose Scraper

864H  
¼" Skew Chisel

865H  
⅛" Parting Tool

866H  
⅝" Spindle Roughing Gouge

867H  
¼" Spindle Gouge

868H  
⅜" Shear Scraper

869H  
½" Skew Chisel

870H  
⅛" Fluted Parting Tool

871H  
¼" Bedan

872H  
⅜" Curved Scraper

873H  
⅜" Hollowing Tool

875H  
¼" Round Skew

879H  
½" Spindlemaster

876H  
⅜" Straight Tool

877H  
⅜" Cranked Tool

45HS  
Set of 5

46HS  
Set of 5

47HS  
Set of 5

36HS  
Pen Turning Set

38HS  
Mini Hollowing Set



# Modular Micro Tools

This range of tools was devised by Robert Sorby following the success of the Sovereign system. This miniature version is centred on two sizes of aluminium handle in to which a series of micro tools can easily be fitted. This gives the turner the option of extra flexibility as they build up their own collection of the custom-built tools that fit this system.



888 Aluminium Handle



Actual size open twist vase by Julia Chin Lee. Made using Robert Sorby micro turning tools. To see more examples of turning life in miniature see page 64

Ref	Description	Size
889	Aluminium Handle (long)	7¾" (195mm)
888	Aluminium Handle	5¾" (145mm)
888/1	Micro Spindle Roughing Gouge	½" (13mm)
888/2	Micro Spindle Master	½" (13mm)
888/3	Micro Parting Tool	¼" (2mm)
888/4	Micro Gouge	½" (13mm)
888/5	Micro Beading and Parting Tool	⅝" (4mm)
888/6	Micro Boring Tool	⅜" (10mm)
888/7	Micro Swan Neck Hollowing Tool	¼" (6mm)
888/8	Micro Skew	¼" (6mm)
888/9	Micro Round Nose Scraper	¼" (6mm)
888/10	Micro Curved Undercut Scraper	⅝" (8mm)
888/11	Micro French Curve Scraper	¼" (6mm)
888/12	Micro Diamond Undercut Scraper	⅝" (8mm)
868	Micro Shear Scraper	⅜" (10mm)
867	Spindle Gouge	¼" (6mm)
873	Hollowing Tool	⅜" (5mm)
875	Round Skew	¼" (6mm)

## MICRO SPIRALLING TOOL

The micro spiralling tool comes complete with two spiralling cutters and is used in exactly the same way as the conventional Spiralling System depicted on page 22 and 33.

A further texturing cutter is available as an optional extra. Instructions included.

Ref	Description	Pitch
370A	Micro Spiralling Tool Set	
370/0	Micro Spiralling Tool Unhandled	

### Optional Extras


370/01	Fine Spiral Cutter	2mm
370/02	Medium Spiral Cutter	3.5mm
370/03	Texturing Cutter	3.5mm



## MICRO SANDMASTER

Like its full-sized equivalent on page 24 the micro sandmaster has an adjustable head for access into tight corners. Four grit abrasives are available. They simply stick to the replaceable foam pads using a hook and loop nylon fastener.

Ref	Description
888SM	Micro Sandmaster Set
888/0	Micro Sandmaster Unhandled
Optional Extras	
411	Foam Pad
411A120	Abrasive Discs (pack of 10)
411A180	Abrasive Discs (pack of 10)
411A240	Abrasive Discs (pack of 10)
411A400	Abrasive Discs (pack of 10)



Modular micro universal 6 piece set with leather tool roll

This all-round micro woodturning set is ideal for woodturners interested in turning small and delicate pieces.

The easy to carry and store leather tool roll will keep your tools safe and in good condition and comes with the added versatility of extra pockets so additional blades from the micro tool range can be added.

Ref	Description	Size
888HS6TLR	Modular micro tools in leather tool roll	
888	Modular Micro Handle	
867	Micro Spindle Gouge	¼" (6mm)
888/1	Micro Roughing Gouge	½" (13mm)
888/5	Micro Beading and Parting Tool	⅝" (4mm)
888/8	Micro Skew	¼" (6mm)
888/9	Micro Round Nose Scraper	¼" (6mm)
888/12	Micro Diamond Undercut Scraper	⅝" (8mm)



888/1  
½" Spindle Roughing Gouge

888/2  
½" Spindle Master

888/3  
¼" Parting Tool

888/4  
½" Gouge

888/5  
⅝" Beading and Parting Tool

888/6  
⅜" Boring Tool

888/7  
¼" Swan Neck Hollowing Tool

888/8  
¼" Skew

888/9  
¼" Round Nose Scraper

888/10  
⅝" Curved Undercut Scraper

888/11  
¼" French Curve Scraper

888/12  
⅝" Diamond Undercut Scraper

868  
⅜" Shear Scraper

867  
¼" Spindle Gouge

873  
⅜" Hollowing Tool

875  
¼" Round Skew



# Modular Micro Tool Sets

The system is available in eight formats or sets (although blades and attachments are also available individually – see page 35). The pinnacle of these is the Micro Modular 18 tool box set (pictured) which encompasses the entire system. The others are combinations of the system and include the 12 blade set which is a rolled into one version of the Pen, Hollowing and Spindle sets, which are still available as individual sets too. A further three options are offered: the new five blade set, the Spiralling set and the ever popular Sandmaster kit. These tools are all scaled down versions of popular full sized models and give the turner greater control of projects in miniature.

The modular knurled grip anodized handles for the modular micro system are available in two sizes: the original 5¾" version which comes as standard in the modular sets and the larger 7¾" version which adds little more leverage and grip for those preferring to work a little further from the project.



888HS18T  
18 Tool Modular Micro Set Boxed

## 18 TOOL MODULAR MICRO SET

The 18 Tool Modular Micro set has all the tools the micro woodturner needs to create anything from beautiful pens to intricate dolls house furniture. This set also comes equipped with micro decorating and sanding tools.

Ref	Description	Size
888HS18T	18 Tool Modular Micro Set	
888	Aluminium Handle	
888/2	Micro Spindle Master	½" (13mm)
888/1	Micro Spindle Roughing Gouge	½" (13mm)
888/3	Micro Parting Tool	⅜" (2mm)
888/4	Micro Gouge	½" (13mm)
888/5	Micro Beading and Parting Tool	⅝" (4mm)
888/6	Micro Boring Tool	⅜" (10mm)
888/7	Micro Swan Neck Hollowing Tool	¼" (6mm)
888/8	Micro Skew	¼" (6mm)
888/9	Micro Round Nose Scraper	¼" (6mm)
888/10	Micro Curved Undercut Scraper	⅝" (8mm)
888/11	Micro French Curve Scraper	¼" (6mm)
888/12	Micro Diamond Undercut Scraper	⅝" (8mm)
888/0	Micro Sandmaster Tool Unhandled	
370/0	Micro Spiralling Tool Unhandled	
	Includes cutters:	
	370/01, 370/02 & 370/03	
867	Spindle Gouge	¼" (6mm)
868	Micro Shear Scraper	⅜" (10mm)
873	Hollowing Tool	⅜" (5mm)
875	Round Skew	¼" (6mm)

# Modular Micro Tool Sets

## 12 TOOL MODULAR MICRO SET

This set of 12 modular micro tools encompasses a range of the most popular micro woodturning blades. Great for a range of projects including spindle turning, hollowing and beading.

Ref	Description	Size
888HS12T	12 Tool Modular Micro Set	
888	Aluminium Handle	
888/1	Micro Spindle Roughing Gouge	½" (13mm)
888/3	Micro Parting Tool	¼" (2mm)
888/4	Micro Gouge	½" (13mm)
888/5	Micro Beading and Parting Tool	⅝" (4mm)
888/6	Micro Boring Tool	⅜" (10mm)
888/7	Micro Swan Neck Hollowing Tool	¼" (6mm)
888/8	Micro Skew	¼" (6mm)
888/9	Micro Round Nose Scraper	¼" (6mm)
888/10	Micro Curved Undercut Scraper	⅝" (8mm)
888/11	Micro French Curve Scraper	¼" (6mm)
888/12	Micro Diamond Undercut Scraper	⅝" (8mm)
867	Spindle Gouge	¼" (6mm)



888HS12T

## 5 TOOL MODULAR MICRO SET

This general purpose five bladed set is a great all rounder and a first class introductory kit for those new to turning in miniature. Essentially this is a micro version of Robert Sorby's larger sized 52HS.

Ref	Description	Size
888HS5T	5 Tool Modular Micro Set	
888	Handle	
888/4	Micro Gouge	½" (13mm)
888/5	Micro Beading and Parting Tool	⅝" (4mm)
888/8	Micro Skew	¼" (6mm)
888/9	Micro Round Nose Scraper	¼" (6mm)
867	Spindle Gouge	¼" (6mm)



888HS5T

## SPINDLE SET

Specially designed as an introductory set for micro spindle turning. These three tools support the precision workmanship required for beading and parting out fillets and creating beautiful shapes in miniature.

Ref	Description	Size
88HS	Spindle Set	
888	Handle	
888/4	Micro Gouge	½" (13mm)
888/5	Micro Beading and Parting Tool	⅝" (4mm)
888/8	Micro Skew	¼" (6mm)



88HS

## PEN SET

The modular version of the popular micro pen set. These tools are purposefully designed for the job and provide much greater control than full size tools when roughing off and finishing pen blanks in any material.

Ref	Description	Size
86HS	Pen Set	
888	Handle	
888/1	Micro Spindle Roughing Gouge	½" (13mm)
888/2	Micro Spindle Master	½" (13mm)
888/3	Micro Parting Tool	¼" (2mm)



86HS

## HOLLOWING SET

This modular hollowing set is a great starter kit for those wanting to experiment with hollowing forms in miniature. A handy boring tool makes it easy to open apertures quickly whilst the swan neck hollowing tool delivers greater reach in the undercut.

Ref	Description	Size
87HS	Hollowing Set	
888	Handle	
888/6	Micro Boring Tool	⅜" (10mm)
888/7	Micro Swan Neck Hollowing Tool	¼" (6mm)
888/9	Micro Round Nose Scraper	¼" (6mm)



87HS

## SPIRALLING TOOL

Work spirals and textured patterns in soft and hard wood with this set. Easily creates barley twists, chequered patterns, hatchings, knurls and rope effect designs to name just some of the numerous shapes that this tool's two cutter combination is capable of.

Ref	Description
370A	Spiralling Tool
888	Handle
370/0	Micro Spiralling Tool Unhandled
Supplied with a medium and fine cutter, additional texturing cutters available (also see pages 13, 17 and 26)	



370A

## SANDMASTER TOOL

The micro Sandmaster, like its big brother which can be seen on page 31, makes creating that ultra smooth finish a breeze. No need to rub the skin off your fingers when the intuitive design does all the hard work for you. Simply angle the head into the project to be finished and let the tool do the job. Four grit sizes are available and easily attach using a nylon hook and loop fastener onto the tool.

Ref	Description
888SM	Sandmaster Tool
888	Handle
888/0	Micro Sandmaster Tool Unhandled
Includes eight abrasive discs - two of each grit size (120, 180, 240 and 400)	



888SM




# Woodturners' Dimensioning Tools

A collection of tools designed for the woodturner to measure wall thicknesses, internal and external dimensions.


## THREADING AND SIZING GAUGE

Ideal for box-makers, this gauge takes all the guess-work out of fitting the major and minor diameters of pieces. With the gauge set at the unmarked anvil this creates a 1:1 correlation between the measuring faces and facilitates accurate push fits.

The other three anvils are marked 10, 16 and 20 which relates to the tpi most commonly used by thread cutters. The gauge has a built-in compensation factor to ensure a perfect thread between internal and external diameters every time.



Ref	Description
973	Threading and Sizing Gauge
9725	2½" Vessel Calliper
9750	5" Vessel Calliper
9710	10" Vessel Calliper
974	4" Double-ended Calliper
977	7" Double-ended Calliper
976	6" Inside/outside Calliper
9785	8½" Inside/outside Calliper
970	Sizing Tool



**Note: \* all calliper sizes denote the measurement from the pivot point to the tip.**

## VESSEL CALLIPERS

These vessel callipers are designed for internal and thin-wall dimensioning.

The straight arm is especially useful for accessing narrow vessels. Sizes can be read at either end. Available in 2½", 5" and 10" models.

## DOUBLE-ENDED CALLIPERS

These are an indispensable addition to the turner's armoury for measuring both wall thickness and diameters. Because of their design the measurement taken at one end automatically transfers to the opposite end.

This enables the turners to take an accurate measurement reading without the need to remove the callipers.

Available in 4" and 7" models. The 7" version has an increased depth of throat at one end which permits the callipers to be used in large diameter vessels which have restricted openings.

## INSIDE / OUTSIDE CALLIPERS

The design of these callipers allows not only the measurement of wall thickness but also inside dimensions like the size of an aperture. As with double ended callipers the measurement at one end automatically transfers to the opposite.


Available in 6" and 8½" models.

## SIZING TOOL

The Sizing Tool is used in conjunction with a parting tool to obtain accurate and consistent diameters up to 3 inches on spindlework. It fits either the Robert Sorby ⅜" beading and parting tool or bedan.

The two thumb screws lock the sizing tool firmly in place.

Sizing tool shown with the beading and parting tool (see page 6).



973  
Threading and Sizing Gauge



9725  
2½" Vessel Calliper



9750  
5" Vessel Calliper



9710  
10" Vessel Calliper



974  
4" Double-ended Calliper



977  
7" Double-ended Calliper



976  
6" Inside/outside Calliper




9785  
8½" Inside/outside Calliper



970 Sizing Tool



# Chucks and Lathe Accessories



## Patriot Chuck

THERE'S ONLY ONE LATHE CHUCK THAT TICKS ALL THE BOXES -

- ✓ Complements the majority of lathes
- ✓ Light and compact, yet ideal for all sizes of project
- ✓ Comes complete with 2" jaws fitted and screw chuck as standard
- ✓ Single key operation requires the lightest touch
- ✓ Smooth opening and closing action every time
- ✓ All jaws are dovetailed on the inside and outside with additional serrated teeth for extra grip
- ✓ Wide choice of optional jaws and accessories provides added versatility

### PATRIOT CHUCK

Like all Robert Sorby tools the Patriot is proudly manufactured in Britain. Fitted with smooth action 2" (50mm) jaws which have internal and external dovetail and gripper teeth to ensure work is held more securely. It is also supplied with a screw chuck and an insert which enable it to fit the vast majority of woodworking lathes.



We have included two safety features to help prevent chucks loosening on M33 x 3.5mm spindle thread lathes when operated in reverse.

A channel has been machined into chuck to allow a locking collar (supplied by some lathe manufacturers) to be secured, holding the chuck in place.

A grub screw which locks the chuck onto the spindle offers another solution.



### CHUCK INSERTS

A range of 18 inserts is available to ensure your chuck will fit almost any production lathe. These are available in metric and imperial sizes.

Ref	Description
LRSA	RSA-Patriot Chuck Insert 3/4" x 16" UNF
LRSB	RSB-Patriot Chuck Insert M20mm x 2mm
LRSC	RSC-Patriot Chuck Insert M20mm x 1.5mm
LRSD	RSD-Patriot Chuck Insert 7/8" x 16"
LRSE	RSE-Patriot Chuck Insert 1" x 10" BSF
LRSF	RSF-Patriot Chuck Insert M25mm x 2mm
LRSG	RSG-Patriot Chuck Insert 7/8" x 12LH
LRSH	RSH-Patriot Chuck Insert 1" x 10" BSF LH
LRSJ	RSJ-Patriot Chuck Insert 1" x 8" UNC

Ref	Description
LRSK	RSK-Patriot Chuck Insert 5/8" Bore
LRSL	RSL-Patriot Chuck Insert M18mm x 2.5mm
LRSO	RSO-Patriot Chuck Insert 1" x 12"
LRSP	RSP-Patriot Chuck Insert 1.1/8" x 12"
LRSR	RSR-Patriot Chuck Insert 3/4" x 10" BSW
LRSS	RSS-Patriot Chuck Insert M30mm x 3.5mm
LRST	RST-Patriot Chuck Insert 1.1/4" x 8" tpi
LRSU	RSU-Patriot Chuck Insert M24mm X 3mm
LRSY	RSY-Patriot Chuck Insert M30mm x 1.5mm

### CHUCK EXERTS

Ref	Description
LEXW	EXW-Chuck Exert 1.3/8" X 6"
LEXH	EXH-Chuck Exert 1.1/2" X 8"

Ref	Description
LEXMH	EXMH-Chuck Exert 1.1/2" X 6"
LEXN34	EXN34-Chuck Exert 33mm X 3.5mm

Ref	Description
LRSPC	RSPC-Patriot Chuck No Insert
LRSPCA	RSPCA-Patriot Chuck 3/4" x 16"
LRSPCB	RSPCB-Patriot Chuck 20mm x 2mm
LRSPCC	RSPCC-Patriot Chuck 20mm x 1.5mm
LRSPCD	RSPCD-Patriot Chuck 7/8" x 16"
LRSPCE	RSPCE-Patriot Chuck 1" x 10"
LRSPCF	RSPCF-Patriot Chuck 25mm x 2mm
LRSPCG	RSPCG-Patriot Chuck 7/8" x 12"LH
LRSPCJ	RSPCJ-Patriot Chuck 1" x 8"
LRSPCK	RSPCK-Patriot Chuck 5/8" Bore
LRSPCL	RSPCL-Patriot Chuck 18mm x 2.5mm
LRSPCO	RSPCO-Patriot Chuck 1" x 12"
LRSPCP	RSPCP-Patriot Chuck 1.1/8" X 12"
LRSPCR	RSPCR-Patriot Chuck 3/4" X 10"
LRSPCS	RSPCS-Patriot Chuck 30mm X 3.5mm
LRSPCT	RSPCT-Patriot Chuck 1.1/4" X 8"
LRSPCU	RSPCU-Patriot Chuck 24mm X 3mm
LRSPCY	RSPCY-Patriot Chuck 30mm X 1.5mm
LRSPCMH	RSPCMH-Patriot Chuck 1.1/2" x 6"
LRSPCN34	RSPCN34-Patriot Chuck 33mm x 3.5mm

### COMPATRIOT CHUCK

The versatility of the Patriot chuck is demonstrated by its availability without jaws in three formats. Known as the Compatriot chuck these are the: RSPCOM, RSPCOMN34 and RSPCOMMH. Jaws from other chuck manufacturers fit this system but please contact Robert Sorby or your local stockists to be sure of the correct fitting.



Ref	Description
RSPCOM	RSPCOM-Compatriot (Body Only)
RSPCOMN34	RSPCOMN34-Compatriot (Body Only-N34)
RSPCOMMH	RSPCOMMH-Compatriot (Body Only MH)

# Patriot Chuck

## BOWL REVERSING JAWS

These Bowl Reversing Jaws are perfect for finishing the outside and bottom of any bowl. Lightweight but extremely strong aluminium plates with 10 positions and 8 rubber grips to gently hold the outside of a bowl without causing any damage to the turned piece. Max diameter 9".



Ref	Description
RSJBR	Bowl Reversing Jaws

## PIN JAWS 1" (25mm)

Drill a 1" (25mm) hole into the wood approximately 1" (25mm) deep. Close the jaws completely and place jaws into hole. Now open the jaws out to fill the hole and grip the wood securely. Ideal for projects such as peppermills.



Ref	Description
RSJP	Pin Jaws 1" (25mm)

## 1" (25mm) JAWS

With a fine internal and external dovetail, these jaws are perfect for fine intricate or miniature projects.



Ref	Description
RSJ1	1" (25mm) Jaws

## 1 3/8" (35mm) JAWS

Designed for small projects, such as boxes and small bowls up to 6" diameter.



Ref	Description
RSJ15	1 3/8" (35mm) Jaws

## 2 3/4" (70mm) JAWS

For bigger bowls and projects up to 13" diameter that need a little more substantial hold.



Ref	Description
RSJ3	2 3/4" (70mm) Jaws

## DEEP GRIP JAWS

Designed with deep sides to give extra grip on large logs and awkward pieces of wood. They also have a large internal and external dovetail to securely hold large bowls in excess of 16" in diameter.



Ref	Description
RSJDG	4 1/4" (108mm) Jaws

## 3 1/2" (89mm) JAWS


These jaws allow for even bigger bowls up to 16" diameter to be held securely.



Ref	Description
RSJ4	3 1/2" (89mm) Jaws

## FACE PLATE RINGS

Designed with an internal dovetail to fit securely onto the standard 2" (50mm) jaws. These rings work in the same way as normal faceplates but with the convenience of the easy chuck fitting. Available with an outer diameter of 3 1/8" (80mm) and 4 3/4" (120mm).



Ref	Description
FPR120	4 3/4" (120mm)



Ref	Description
FPR80	3 1/8" (80mm)



## LONG NOSE JAWS


Rough turned bowls can be remounted internally with the reach of almost 4" of these jaws. Extra access to the back of a turned piece is acquired due to the tapered shape and the dovetail being 2" away from the chuck body.



Ref	Description
RSJLN	Long Nose Jaws

## CUSTOM JAWS


Made from high quality nylon, these jaws can be shaped using normal woodturning tools to suit any project time and time again.



Ref	Description
RSJC	Custom Jaws

## ZERO JAWS

Designed for fine detailed and miniature pieces, these jaws close completely together hence the name. The dome shape allows for working very close to the project. Projects can also be supported internally without marking the wood.



Ref	Description
RSJZ	Zero Jaws

## 4 1/4" (108mm) JAWS

Large bowls and platters over 16" diameter can be turned due to the much bigger spigot or recess this set of jaws allows



Ref	Description
RSJ5	4 1/4" (108mm) Jaws

## PEN JAWS

These Jaws will hold your pen blank central so you can drill on the lathe. Designed to fit a Robert Sorby Patriot chuck and Supernova chuck.



Ref	Description
RSJPEN	Pen Jaws

## WOBBLE CHUCK

The wobble chuck gives the turner the opportunity to experiment with a multitude of off-set turning techniques. This fun addition to the Patriot chuck is designed to fit neatly in the standard 2" (50mm) jaws and is great for creating quirky trinket boxes, off-set goblets and ornamental spoons.



Ref	Description
RSWC	Wobble Chuck

## MINI SCREW CHUCK

An inexpensive mini screw chuck suitable for miniature projects that fits into the jaws of the Patriot woodturning chuck



Ref	Description
649	Mini Screw Chuck

## DRIVE CENTRE

A simple but very effective 4 prong drive centre that fits directly into the jaws of the chuck.



Ref	Description
RSPDC	Drive Centre

## STEB DRIVE

Held securely by the jaws of the Patriot chuck, the Steb Drive ensures an unrivalled grip on any wood. It uses the same innovative head design as the original Stebcentre holding the wood securely with its forward facing serrated teeth and spring loaded centre pin.



Ref	Description
STBCHUCK13	Steb Drive 1/2"
STBCHUCK	Steb Drive 7/8"
STBCHUCK32	Steb Drive 1 1/4"



## Eccentric Chuck

The Robert Sorby Eccentric Chuck is the most sophisticated chuck for multi-centre turning.

Ease and accuracy of adjustment (without removing the workpiece from the chuck) is provided by the unique offset boss which accommodates the three different driving components on which to mount your workpieces, viz:-

- 1 - Screwchuck
- 2 - Ball drive and socket
- 3 - Faceplate

The Eccentric Chuck provides the means of driving from the headstock with or without tailstock support. The boss can be off-set incrementally by  $1\frac{1}{4}$ " (30mm) from zero datum point.



Turning a goblet with off-set stem using 0, 10 and 20mm settings.



### SCREWCHUCK:

The 25 x 10mm dia. parallel wood screw provides tremendous grip in either side-or end-grain. Requires an 8mm dia. pilot hole.



### FACEPLATE

An alternative method of attaching the work piece. Allowing the turner flexibility of approach. Ideal for larger work.



### HEXAGONAL BALL AND SOCKET DRIVE:

A unique system for driving between centres. The hexagonal ball and socket unit allows the work piece to be angled within 20° of the lathe's axis. Ideal for Cabriole legs. The socket component is flanged and drilled for attaching to the work but can also be repositioned to index a variety of polygon sections. Allowing eccentric turning at one end of the work blending into concentricity at the other.



RS60



Full system housed in fitted, rigid plastic case for convenience and ease of storage. The Eccentric Chuck comes complete with a comprehensive 12-page instruction manual, interactive DVD and project book. It also includes a threaded adaptor to make it compatible with your lathe.

The Eccentric Chuck is featured in our Decorative Techniques DVD (RSDVDDT) and the Thread Cutting and Eccentric ChuckDVD (RSDVDTCEC).

### IMPORTANT

Please specify when ordering, make of lathe and thread size of spindle.

RS60	No Insert
RS60 -	for thread size see page 33
RS60N34	33 x 3.5mm direct thread

## Stebcentre

The original Stebcentre is an invaluable accessory for every woodturner. Fitted in the lathe head-stock it is a boon for both the novice and the experienced.

Its ring of sharp teeth ensure that the Stebcentre bites the wood to give more security and more drive. Because there are several points of contact there is minimal risk of splitting. The Stebcentre can be used with equal confidence on both soft and hardwoods as well as synthetic materials.

In its patented design the Stebcentre also features a spring-loaded point. By slightly backing off the tail-stock the work piece still remains resting between the revolving centre and the Stebcentre. This allows the turner to inspect his work without the need to switch off the lathe. Where time is a critical factor the Stebcentre is ideal as the work-piece can be quickly removed without stopping the lathe.

Overall length: 4".

Patent No. 2286138



The original concept has subsequently developed in two directions. The first of these is the Steb Drive which has been adapted to fit into most popular 4-jaw lathe chucks. This saves the need to remove the chuck every time the turner wants to use his Stebcentre.



Secondly, largely inspired by Norwegian turner Petter Herud a series of Revolving (or Live) Stebcentres has been introduced. Not only do these offer the same degree of security as the conventional Stebcentre, but they have allowed the turner to experiment with basic off-centre turning.

Visit [www.robert-sorby.co.uk](http://www.robert-sorby.co.uk) to download instructions on how to produce multi-sided dishes and bowls.



Head Size	1 Morse Taper	2 Morse Taper	3 Morse Taper
$\frac{1}{2}$ "	STB150	STB250	-
$\frac{7}{8}$ "	STB100	STB200	-
$1\frac{1}{4}$ "	STB132	STB232	STB332

Head Size	Steb Drive
$\frac{1}{2}$ "	STBCHUCK13
$\frac{7}{8}$ "	STBCHUCK
$1\frac{1}{4}$ "	STBCHUCK32

Head Size	1 Morse Taper	2 Morse Taper
$\frac{1}{2}$ "		RCSTB250
$\frac{7}{8}$ "	RCSTB100	RCSTB200
$1\frac{1}{4}$ "	RCSTB132	RCSTB232

# Interchangeable Revolving Centres

## Kits

Revolving Centre Sets comprise a high quality hollow revolving centre and seven popular accessories in a sturdy fitted storage box. These sets feature a stub morse taper fitting. Comes complete with ejector tool.

Ref	Description	
DRCK/1	Hollow Revolving Centre Set	1 mt.
DRCK/2	Hollow Revolving Centre Set	2 mt.



DRC

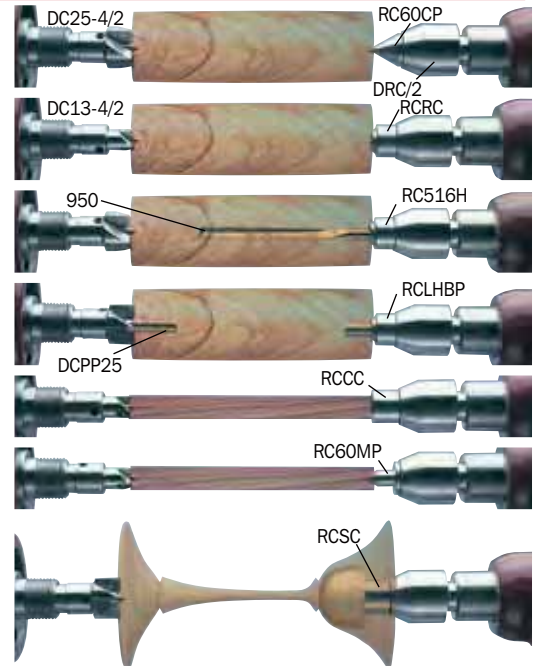


DRCK

## Individual

Ref	Description		
DRC/1	Deluxe Hollow Revolving Centre	1 mt.	• 1 or 2 morse taper.
DRC/2	Deluxe Hollow Revolving Centre	2 mt.	• Available loose or in a boxed set.

RC60CP	60° Point. The workhorse of the range, for heavy duty applications.
RCRC	Ring Centre. Used when there is a risk of splitting the timber i.e. laminated and small spindle work.
RC516H	Hollow Ring Centre. For hollow boring, it allows a 5/16" shell auger to feed through precisely ensuring accurate boring.
RCLHBP	Long Hole Boring Location Pin. Once the timber has been bored out fit this location pin into the RC516H and it will self centralise the work precisely for turning.
RCCC	Cone Centre. The self centralising qualities of this head make this an ideal end support unit for small timber sections.
RC60MP	60° Mini Point. For delicate work or where access is required at the end of the workpiece.
RCSC	Steady Centre. Enables the fitting of home made support heads for those specialist tasks.



## Modular Tool Rest System

This modular tool rest system enables the turner to build up a collection of tool rests without going to great expense. Six different rests are available: 4", 6" and 9" as well as a 9" curved internal and external and a box platform which can be used in conjunction with just one stem. Cross bars are specially hardened to avoid those troublesome nicks and to give a smooth finish.

Stems are available in 1/2", 5/8", 3/4", 7/8", 1", 25mm, 28mm and 30mm diameters to fit most popular lathes.

The same stems are compatible with the Precision Boring System.

Ref	Description	Ref	Description
766/4	4" Crossbar	765/S13	1/2" Stem x 3 1/2"
766/6	6" Crossbar	765/S16	5/8" Stem x 3 1/2"
766/9	9" Crossbar	765/S19	3/4" Stem x 4 1/2"
767	9" Internal Bowl Crossbar	765/S22	7/8" Stem x 4 3/4"
767E	9" External Bowl Crossbar	765/S24	1" Stem x 4 3/4"
768	Box Scraper Platform	765/S24L	1" Stem x 6"
		765/S25	25mm Stem x 4 3/4"
		765/S28	28mm Stem x 5 1/2"
		765/S30	30mm Stem x 5 1/2"



767E



768



767



# Carving Tools

## STARTING OUT CARVING

You don't have to be a master carver like Grinling Gibbons or David Esterly to reap the rewards of woodcarving. Projects can be as simple or as complex as the carver's skill allows. However, patience is key to success. Projects can take weeks, months or even years to complete, so take your time.

## WHERE WILL I WORK AND WHAT EQUIPMENT WILL I NEED?

Carving does not require a lot of space and can be achieved equally well in a living room, shed or studio. It is also relatively inexpensive compared to other woodworking pastimes and beginners can acquire a set of good tools for a modest outlay.

## WHAT TOOLS DO I NEED?

There are hundreds of carving tool sweeps and shapes to choose from. Robert Sorby manufactures 24 of the most universally used standard tools, 12 micro or palm-held tools and six larger sculpturing tools. When Robert Sorby reintroduced carving tools in 1993, we reappraised tool style and revised conventional thinking:

- Selecting special Sheffield alloy steel unique to Robert Sorby
- Creating perfect balance to counter new blade design
- Employing stringent heat treatment to ensure the finest edge retention
- Providing a polished, razor sharp factory finish

## SAFETY

- Always carve away from you with hand behind the cutting edge
- Ensure wood is secured in clamp or vice
- Wear sensible shoes in case a tool is dropped and never try to catch one if you do

One-piece forging for ultimate reliability.



### KEY

- 12 piece set.
- 6 Piece set.

### INDIVIDUAL CARVING TOOLS

Ref Inch - mm



#### Square Chisel

● 6001 3/8 10

#### Skew Chisels

● 6002 1/8 3

■ 6002 3/8 10



#### Straight Gouges

● 6004 1/4 6

■ 6004 1/2 13

● 6004 3/4 19

● 6005 1/8 3

■ 6005 1/4 6

6005 3/8 10

● 6005 1/2 13

6006 3/16 5

● 6006 3/8 10

■ 6007 1/8 3

6007 3/8 10

● 6008 3/4 19



#### Veiners

● 6011 1/8 3

6011 1/16 1.5

6011 1/4 6



#### Bent Gouges

● 6014 3/4 19

■ 6016 3/8 10



#### Spoon Bit Gouges

6025 3/8 10

● 6027 3/8 10



#### V Tools

■ 6039 1/8 3

● 6039 1/4 6

The guarantee of quality for over 200 years

Hand polished ash carver handle for comfort and resilience when used by hand or with a mallet

Blade widths marked in inches and millimetres for instant selection

Fitted with shock absorbing leather washer

Cannel honed and highly polished to a razor sharp cutting edge

Actual size shown

Cutting edge line drawings are FULL SIZE.  
Blade sweeps are accurate to 'Sheffield List'.



Both the 606 and 612A sets include tools that have been carefully selected from the hundreds of sweeps on the Sheffield List for their wide application and usefulness.

See the list of individual carving tools on page 44 to see what tools come with each set. Beautifully crafted these tools come pre sharpened and are ready for use straight out of the box. A total of 24 chisels, gouges, veiners and V Tools are available in the Robert Sorby standard carving tool range. For sharpening advice go to page 54.

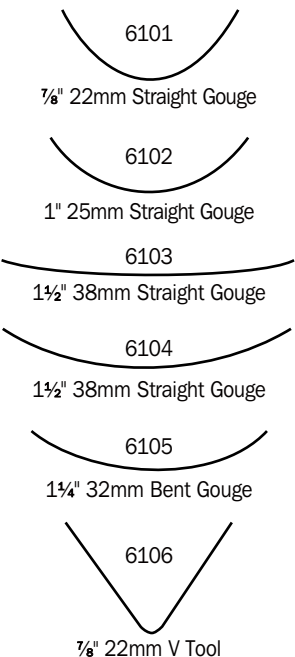
Ref	Description
606	Set of 6 Carving Tools
612A	Set of 12 Carving Tools



## Sculpture Tools

Created for the sculptors who work in wood. These tools feature the most widely used profiles for working large sections of timber. Massively proportioned yet beautifully balanced, to handle heavy duty cuts as required.

All tools are fitted with heavy duty double hooped handles and shock absorbing leather washers. Overall length of each tool is 13 inches.



Cutting edge drawings are actual size



# Micro Woodcarving Tools

Robert Sorby micro carving tools are manufactured to the same exacting standards as the full-size tools.

- Precision closed-die forgings ensure accurate shape and size of every blade.
- Highly polished blades protect against rusting.
- Cutting edges honed and buffed ready for immediate use.
- 6½" overall length

The size and design of the handles puts Robert Sorby's micro tools ahead of all others. The handles are larger and therefore more comfortable - particularly during prolonged use.

Solid brass ferrules enhance the overall design but are also functional when suspended in a tool rail as below.



## SET OF MICRO WOODCARVING TOOLS

The full range of 12 tools is available in a polished wooden case. When not in use the tools are 'topped and tailed' for carrying. During use, the case makes a very useful free - standing tool cabinet. The provision of additional slots in each of the two brass hanging rails allows the tools to be safely suspended and easily accessible.



512



Ref	Description
512	Set of 12 in Wooden Box
512DB	Set of 12 in Standard Display Box

## INDIVIDUAL MICRO CARVING TOOLS

Ref Blade Size



5001 Square Chisel 5mm



5002 Skew Chisel 4mm



5003 Dog Leg Chisel 5mm



5004 2mm  
5005 3mm  
5006 4mm  
5007 5mm  
5008 5mm



5009 3mm  
5010 5mm



5011 Veiner 1.5mm



5012 V Parting Tool 3mm

Cutting edge line drawings are FULL SIZE



Blades are etched with code and size for identification and selection.



# Bench and Framing Chisels



Robert Sorby offers one of the most comprehensive chisel ranges on the market today. Designed by craftsmen for craftsmen our tools are used by the most demanding cabinet makers, furniture restorers and house builders across the world. Whether you're a hobbyist or a professional the Robert Sorby brand name is one you can trust. Every tool has a small indentation, our 'hallmark' and your guarantee, that each chisel has been diamond hardness tested before it leaves the factory.

## FEATURES

- Forged from special Sheffield steel precision ground flat backs ensure smooth, straight cuts
- Special alloy ensures that perfect balance of toughness, edge retention and sharpness
- Handle and blade are accurately aligned
- Large tang seated deeply in the handle for extra security and strength
- Each tool finely balanced for added control
- Full selection of different handle styles and designs to meet specific requirements whether heavy slugging or refined paring
- Finely ground bevels ensure accurate cutting in corners
- Each tool marked with size for ease of identification

## HANDLES

Chisels are supplied with handles made of different materials

**Ash** – Ash is a relatively dense hardwood with high tensile strength

**Boxwood** – A slow growing shrub whose wood is extremely dense and unlikely to chip

**Rosewood** – A traditional wood for woodworking tools

**Plastic** – Plastic handles are most suitable for on-site work

All woods are obtained from sustainable sources.



## BOXES

All our sets are available in high quality presentation boxes. Our boxwood and rosewood handled chisels are now available in hardwearing beech and plywood comb-jointed boxes.



Beech and plywood presentation box

Cardboard presentation box





# Bench Chisels

Bevel edge chisels are the most versatile and universally used of all bench chisels and should form an integral part of any woodworker's toolkit. They can be used either free-hand making a gentle paring cut or with light mallet strokes. Side bevels reduce the risk of binding in the cut as well as allowing access to undercuts, like dovetails. Not recommended for heavy duty applications.

Robert Sorby offers two styles of bevel edge chisel. Woodworkers can choose between a traditional bolster and ferrule design with leather washer or opt for our elegant gilt edge tapered bolster and ferrule form. Both designs are popular and offer slightly different grip preferences.

Both are made from exactly the same material and produced to the same high standards of craftsmanship. Each chisel has a 25° primary bevel and a 30° for secondary bevel to easily allow or the cutting of harder woods.

For soft woods such as pine woodworkers might want to re-profile to 20 degrees for the primary and 25 degree for the secondary bevels

Very hard woods such as oak might require a steeper profile (30 degrees for primary bevel and 35 for a secondary bevel).

Boxwood and rosewood sets are also now available in robust beech plywood presentation boxes.

## Traditional Bolster and Ferrule Chisels

### 166 BOXWOOD HANDLED

Ref	$\frac{1}{8}$	$\frac{1}{4}$	$\frac{3}{8}$	$\frac{1}{2}$	$\frac{3}{4}$	1	$1\frac{1}{4}$	$1\frac{1}{2}$	2 inch	Length
	3	6	10	13	19	25	32	38	50mm	Blade Overall
166	•	•	•	•	•	•	•	•	•	5-7" 10½-13½"
Set 5	•	•	•	•	•	•				
5166	Set of 5 in cardboard presentation box									
5166DBS	Set of 5 in wooden presentation box									



### 167 OCTAGONAL BOXWOOD HANDLED

Ref	$\frac{1}{8}$	$\frac{1}{4}$	$\frac{3}{8}$	$\frac{1}{2}$	$\frac{3}{4}$	1	$1\frac{1}{4}$	$1\frac{1}{2}$	2 inch	Length
	3	6	10	13	19	25	32	38	50mm	Blade Overall
167	•	•	•	•	•	•	•	•	•	5-7" 10½-13½"
Set 5	•	•	•	•	•	•				
5167	Set of 5 in cardboard presentation box									
5167DBS	Set of 5 in wooden presentation box									



## Gilt Edge Tapered Bolster and Ferrule Chisels

### 510 BOXWOOD HANDLED

Ref	$\frac{1}{4}$	$\frac{3}{8}$	$\frac{1}{2}$	$\frac{3}{4}$	1	$1\frac{1}{4}$	$1\frac{1}{2}$	2 inch	Length	
	6	10	13	19	25	32	38	50mm	Blade	Overall
510	•	•	•	•	•				5 $\frac{3}{8}$ "	10 $\frac{1}{2}$ "
Set 5	•	•	•	•	•					
5510	Set of 5 in cardboard presentation box									
5510DBS	Set of 5 in wooden presentation box									



### 520 ROSEWOOD HANDLED

Ref	$\frac{1}{4}$	$\frac{3}{8}$	$\frac{1}{2}$	$\frac{3}{4}$	1	$1\frac{1}{4}$	$1\frac{1}{2}$	2 inch	Length	
	6	10	13	19	25	32	38	50mm	Blade	Overall
520	•	•	•	•	•				5 $\frac{3}{8}$ "	10 $\frac{1}{2}$ "
Set 5	•	•	•	•	•					
5520	Set of 5 in cardboard presentation box									
5520DBS	Set of 5 in wooden presentation box									



### 500 C.A.B HANDLED

Ref	$\frac{1}{4}$	$\frac{3}{8}$	$\frac{1}{2}$	$\frac{3}{4}$	1	$1\frac{1}{4}$	$1\frac{1}{2}$	2 inch	Length	
	6	10	13	19	25	32	38	50mm	Blade	Overall
500	•	•	•	•	•				5 $\frac{3}{8}$ "	10 $\frac{1}{2}$ "
Set 5	•	•	•	•	•					
5500	Set of 5 in wooden presentation box									



## Sheaf River

Robert Sorby's Sheaf River range incorporates all the hallmarks of traditional craftsmanship evident in all our chisels. With handles made in resourceful and tough American Ash the range includes our first butt and skew chisels, as well as our ever popular tapered and traditional styles.

The shorter butt chisels are popular in the USA and Canada where woodworkers find them extremely useful for manipulating cuts in tight and difficult to access places. Their shorter blade and easy to grip handle allow for excellent control and sit nicely in the palm of the hand.

Available in traditional and tapered styles our Sheaf River range comes in full size versions too.

Woodworkers might prefer the longer handle associated with the traditional tools or the shorter handle offered by the tapered versions – which are currently undergoing a resurgence in popularity.

We named the range after the river Sheaf which runs beside the factory and is famous the world over for its 400 year association with the steel industry and the city of Sheffield – which is also named after it.

American Ash handles provide the balance and strength between timber and steel, ash's natural properties providing the essential ingredients to help absorb vibration and shock – which is why it's the material of choice for baseball bats. Its strength to weight ratio is excellent and its ability to bend without breaking makes it a great material for woodworking tools.

Robert Sorby's Sheaf River range is packaged using 95% recycled material which is 100% recyclable.



169

### 169 TRADITIONAL BOLSTER AND FERRULE

Ref	1/4 6	3/8 10	1/2 13	3/4 19	1 25	Length Blade	Overall
169	•	•	•	•	•	4 1/2"	10 1/2"
5169 Set 5	•	•	•	•	•		

### 530 GILT EDGE TAPERED BOLSTER AND FERRULE

Ref	1/4 6	3/8 10	1/2 13	3/4 19	1 25	Length Blade	Overall
530	•	•	•	•	•	4 1/2"	10 1/2"
5530 Set 5	•	•	•	•	•		



530



## Butt Chisels

### 170 TRADITIONAL BOLSTER AND FERRULE

Ref	1/4 6	3/8 10	1/2 13	3/4 19	1 25	Length Blade	Overall
170	•	•	•	•	•	3 1/2"	8"
4170 Set 4	•		•	•	•		
5170 Set 5	•	•	•	•	•		

### 570 GILT EDGE TAPERED BOLSTER AND FERRULE

Ref	1/4 6	3/8 10	1/2 13	3/4 19	1 25	Length Blade	Overall
570	•	•	•	•	•	3 1/2"	8"
4570 Set 4	•		•	•	•		
5570 Set 5	•	•	•	•	•		



170



570

## Cabinet Scrapers

### 1600 CABINET SCRAPERS

A popular addition to any discerning cabinet maker's tool kit, these hand held scrapers smooth down rough edges quickly and easily. Made from the best quality carbon steel the simple design of these tools belies their incredible effectiveness – designed to finish flat surfaces to the very highest standard.

Ref	Description	Size
1600	Cabinet Scraper	4 x 2"
	Cabinet Scraper	5 x 2 1/2"
	Cabinet Scraper	6 x 3 1/4"





# Specialist Edge Tools

Many of these tools are unique to Robert Sorby. They were originally developed in co-operation with professional woodworkers for a specific application.

## 284 REGISTERED FIRMER CHISEL

Ref	$\frac{1}{8}$	$\frac{1}{4}$	$\frac{3}{8}$	$\frac{1}{2}$	$\frac{3}{4}$	1	$1\frac{1}{4}$	$1\frac{1}{2}$	2 inch	Length	
	3	6	10	13	19	25	32	38	50mm	Blade	Overall
284		•	•	•	•	•	•	•	•	4 $\frac{5}{8}$ "-7"	10 $\frac{1}{2}$ "-13"
											108-178 267-330mm

Thicker than conventional firmer chisels, registered chisels have the inherent strength to chop and lever out waste wood. Tapered from the shoulder to the cutting edge to give additional strength. Also suitable for less rigorous framing applications.



## 331 SASH MORTICE CHISEL

Ref	1/8	1/4	5/16	3/8	1/2	3/4	1	1 1/4	1 1/2	2 inch	Length	
	3	6	8	10	13	19	25	32	38	50mm	Blade	Overall
331		•	•	•	•						6 3/4"	11"
											159	279mm

The trapezoidal shape of these mortice chisels – they have a 2 degree side relief angle – prevents them from binding in the cut. Heavy section makes this style ideal for levering out waste wood in locks, hinges and tenons. Fitted with boxwood handle.



## 332 SASH MORTICE CHISEL

Ref	1/8	1/4	5/16	3/8	1/2	3/4	1	1 1/4	1 1/2	2 inch	Length	
	3	6	8	10	13	19	25	32	38	50mm	Blade	Overall
332		•	•	•	•						6 3/4"	11"
											159	279mm

Has the same blade as 331 series above. Fitted with robust unbreakable handle. Excellent for site work where a mallet is not always used.



## 241 PARING CHISEL

Ref	$\frac{1}{8}$	$\frac{1}{4}$	$\frac{5}{16}$	$\frac{3}{8}$	$\frac{1}{2}$	$\frac{3}{4}$	1	$1\frac{1}{4}$	$1\frac{1}{2}$	2 inch	Length	
	3	6	8	10	13	19	25	32	38	50mm	Blade	Overall
241					•	•	•	•	•		9-9½"	15-16"
											229-241mm	381-406mm

Traditionally used by cabinet- and pattern-makers for shaving thin slivers of wood. These paring chisels feature a long, flat, thin blade which tapers towards the cutting edge to give the finest of cuts when cleaning out grooves. Normally used for hand paring with one hand on the handle and the other controlling blade. Bevels on the top face enable access to the more difficult corners. In skilled hands a paring chisel causes wood to be removed effortlessly. Fitted with boxwood handle.



## 333 CORNER CHISEL

Ref	$\frac{1}{8}$	$\frac{1}{4}$	$\frac{3}{8}$	$\frac{1}{2}$	$\frac{3}{4}$	1	$1\frac{1}{4}$	$1\frac{1}{2}$	2 inch	Length	
	3	6	10	13	19	25	32	38	50mm	Blade	Overall
333			•							4 $\frac{1}{2}$ "	9 $\frac{1}{2}$ "
											115mm 241mm

Used primarily for squaring up and cleaning waste wood from the corners of mortices. The two cutting faces meet at 90 degrees to give an accurate, square corner. Bevel is on the inside. Fitted with comfortable boxwood handle. To sharpen a corner chisel place it in a vice and hone each of the inside cutting faces separately with a diamond hone or file. This gives you a clear sight of exactly what is being honed.



## DRAW KNIVES

Traditional English design. Still used in many traditional crafts by bodgers, chair-makers, period furniture-makers, cricket-bat makers and green woodworkers. Designed for shaping wood and removing bark.

A simple tool which can be used either aggressively for rapid stock removal or in a very delicate manner to give a fine finish. Mainly used on the pull stroke.

Ref	Description	Size
565	Draw Knife	10"
566	Bent Draw Knife	10"



Note: actual sizes are in inches, metric sizes are nearest equivalents.

# Timber Framers' Chisels

## 285 FRAMING CHISEL

Ref	1/8	1/4	3/8	1/2	3/4	1	1 1/4	1 1/2	2 inch	Length
	3	6	10	13	19	25	32	38	50mm	Blade Overall
285						•		•		10 1/2" 19 1/2"
										267mm 495mm

Useful for large framing work when working on very deep mortices, where strength of blade is required. Fitted with ash handle.

We highly recommend edge guards to protect yourself and your tools. Available in 1", 1 1/2" and 2" sizes, these tough leather guards are a snug fit for both the 285 and 286 framing chisels.



Edge guards

285EG25 1"

285EG38 1 1/2"

285EG50 2"

## 286 BEVELLED FRAMING CHISEL

Ref	1/8	1/4	3/8	1/2	3/4	1	1 1/4	1 1/2	2 inch	Length
	3	6	10	13	19	25	32	38	50mm	Blade Overall
286						•		•		8 1/2" 15 1/2"
										229mm 394mm

A large framing chisel. Designed to handle the rigours of deep heavy duty work. Side bevel enables under-cutting. Fitted with ash handle.




286

## 287 HEAVY DUTY CORNER CHISEL

Ref	1/8	1/4	3/8	1/2	3/4	1	1 1/4	1 1/2	2 inch	Length
	3	6	10	13	19	25	32	38	50mm	Blade Overall
287						•				9 3/8" 18 1/2"
										239mm 470mm

Also known as a 'bruzz' this rugged chisel will withstand the most demanding applications. Milled from a solid 1" section it is designed for cleaning up corners in timber framing projects. Fitted with a robust double hoop ash handle to withstand heavy striking.



287

## 288 HEAVY DUTY SASH MORTICE CHISEL

Ref	1/8	1/4	3/8	1/2	5/8	3/4	1	1 1/4	1 1/2	2 inch	Length
	3	6	10	13	16	19	25	32	38	50mm	Blade Overall
288			•	•	•						7 5/8" 14 1/2"
											194 368mm

Extra heavy duty sash mortice chisel. Massively proportioned for those deep difficult to access mortices, requiring extreme blade strength. Fitted with ash handle.



288

## 289 TIMBER FRAMERS' SLICK

All Robert Sorby's extensive experience of producing rugged timber framers' chisels has gone into producing these two exquisite framers' slicks.

The combination of weight and balance coupled with a traditional finish means these slicks produce a truly fine, yet accurate cut. The blade is off-set from the handle. This allows extra clearance when working on deep mortices or taking long paring cuts. Made from high carbon steel Robert Sorby slicks offer a perfect combination of hardness and toughness together with a razor sharp cutting edge.

The working face has a slightly hollow surface for ease of honing and the back face is rounded off to eliminate sharp corners giving extra comfort and security.

Made of ash, the handle has been specially contoured for comfort. It is affixed to the blade by means of a heavy duty tang. An innovative socket is fitted between the blade and handle to make this the strongest of framing tools.

Available in 2 3/8" and 3 3/8" widths.

Heavy duty leather holsters and edge guards are also available.

The holster is especially useful when working outdoors.

- Massive slicks for framers and boat builders (overall length is 28")
- Off-set blade gives clearance in deep sockets
- Strong, solid one-piece forging
- Heavy duty socket lends additional strength
- Corners rounded off for safety
- Purpose made leather holster and edge guard available

Ref	Description	Size
289	Slick	2 3/8"
289	Slick	3 3/8"
289H60	Slick Holster	2 3/8"
289H85	Slick Holster	3 3/8"



289

Edge guards

289EG60 2 3/8"

289EG85 3 3/8"

Note: actual sizes are in inches, metric sizes are nearest equivalents.

Images courtesy of Shelter Institute  
www.shelterinstitute.com



# Sharpening

Sharpening tools is an integral part to all woodworking. Blunt tools are not only dangerous, but they also make hard and laborious work of what should be a pleasurable activity.

Since the early days of steel production efforts to improve sharpness and edge retention have manifested themselves in a range of new materials and treatments. Many of these claimants have flooded the market in recent years. Powdered metallurgy, cryogenic tempering, A2 and M2 are just a few of the materials available to woodworkers the world over. All of these possess their own strengths and weaknesses.

For example, cryogenic treatments can work on large sections of steel but after many controlled cutting tests we have found no advantage whatsoever on smaller sections such as turning tools. Powder Metallurgy is a similar story where again after rigorous testing we were unable to get any significant extended cutting life from the tool, this also showed a loss in tensile strength against traditional M2 with the correct heat treatment.

Despite all these new materials, traditional steels still continue to thrive and be used for the manufacture of woodworking tools. Here at Robert Sorby, we believe these traditional steels, with a touch of the new, can offer clear advantages over these alternatives.

Robert Sorby uses a traditional modern day carbon steel for the production of its bench chisels, upon which a variety of hardening and tempering processes are used. These will be specific to each individual chisel. Every Robert Sorby chisel is hardness tested before it leaves the factory to ensure it is correctly hardened and tempered to give the woodworker the best possible working edge. You can see the hardness mark just behind the cutting edge. Carbon steel has a very fine grain structure that allows the production of a cutting edge which can be sharpened to better than 0.5 micron. To you and me, that is four times sharper than a razor blade.

Turning tools began life being made from carbon steel, offering the woodturner an extremely sharp edge to slice through the wood fibres. However, for turning tools, that sharpness has a weakness; it is unable to retain the sharp edge for very long, making sharpening an often highly repetitive process (on an 8" x 4" deep bowl, a bowl gouge will need to cut for 8 miles to complete the bowl). Robert Sorby were the pioneers of M2 high speed steel (HSS) for the production of its turning tools. This material has never achieved the heights of sharpness given by carbon steel due to its grain structure, but that slight loss in sharpness is heavily outweighed by the edge retention HSS achieves. This enables the woodturner to remain at their lathe with a sharp edge for longer periods. Robert Sorby has stayed in close contact with material

developments, and the Robert Sorby Excelsior range is witness to that as the HSS blade is coated in titanium nitride. This coating enhances the sharp edge of the blade and allows it to stay sharp up to four times longer.

Having sharp tools is only part of the equation, knowing what they are made from and how they are made is of equal importance when sharpening your tools. A cutting tool is all about the best balance between hardness, toughness, and edge retention. Too hard and it becomes brittle with little in the way of toughness, too tough and we have to compromise hardness and edge retention. Robert Sorby have been making cutting tools for over 200 years. How many other manufactures have the confidence to offer a lifetime guarantee?

## Every cutting tool we sell:

- Is hardness tested before it leaves the factory.
- Comes with a lifetime guarantee.
- Is manufactured in our own factory in Sheffield, England.
- We don't just brand it Made in Sheffield it is made in Sheffield, England.



# Turning Tool Sharpening

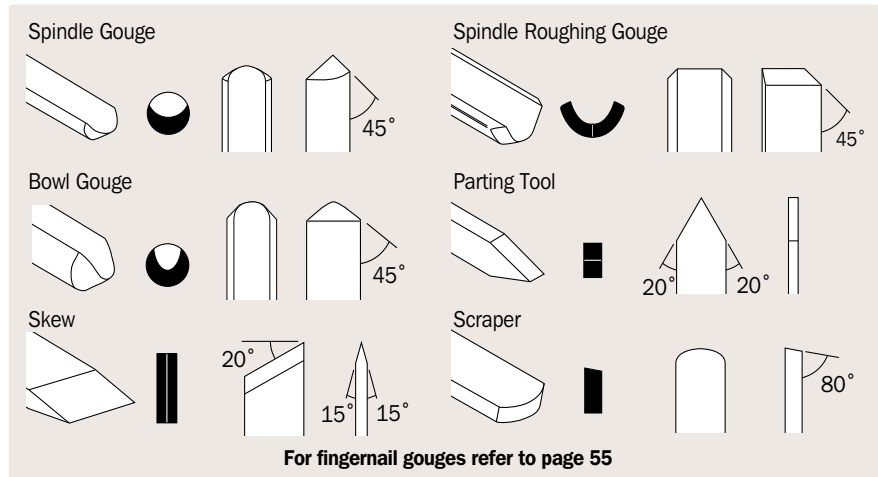
As with all tools turning is much easier when tools are sharp. Learning to sharpen is as critical as learning turning techniques. Even those that use throwaway materials will always only feel half the way there when they compare themselves to those experienced in sharpening.

A variety of platforms and jigs can be seen on pages 55, 58 and 59. These help turners to sharpen more consistently and accurately.

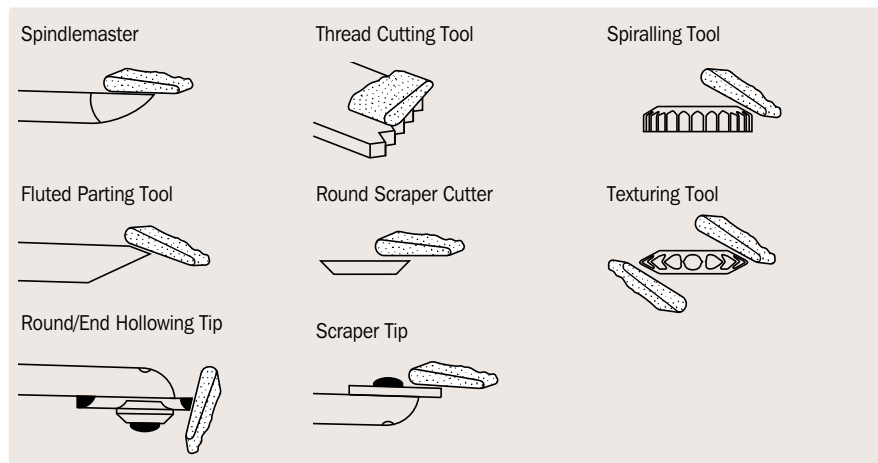
Robert Sorby has been using belts as the preferred method to sharpen tools in its factory for generations. These offer speedy and accurate results and provide even greater consistency. The Robert Sorby ProEdge was developed to achieve the same results for woodworkers wanting to achieve the same factory finish repeatedly.

This multifunctional system (see pages 56 - 59) will tackle turning and carving tools, woodworking chisels, plane irons and knives.

A slip stone is also useful to give a regular hone to a tool but isn't enough for re-profiling or sharpening very blunt tools.



Many of Robert Sorby's specialist tools and cutters may be sharpened freehand using a diamond hone or file or on sharpening machines using the 472 tip holder (see page 14 and 58) or RSTM-TH (see page 10 and 58.)



## DIAMOND FILE

Ideal handy accessory for sharpening replaceable tool tips. Can also be used on knives, scissors, even tungsten carbide router bits. For maximum life lubricate with water during use.

Ref	Description
RS224	Diamond File (40 micron)



## DIAMOND SHARPENING PLATES (STEEL BACKING)

To add to Robert Sorby's distinguished repertoire of sharpening tools we've introduced two handy sized diamond sharpening plates. These solidly formed sharpeners can accommodate a variety of materials and will easily sharpen high speed steel and tungsten carbide. No need to throw away your dull TurnMaster tungsten carbide cutters.

Available in two sizes and in two grits (600 and 1000), the larger credit card plate is coated both sides while the smaller version is single sided with a plastic backing.

Slim Diamond Plate - 25mm wide x 75mm long x 1.5mm. Available in 600 (DS 600) and 1000 (DS1000) grits.

Double Sided Diamond Plate - 55mm x 85mm x 1.5mm. Available in 600 (DSCC 600) and 1000 (DSCC1000) grits.

Ref	Description
DS600	Slim Diamond Plate 600 grit
DS1000	Slim Diamond Plate 1000 grit
DSCC600	Double Sided Diamond Plate 600 grit
DSCC1000	Double Sided Diamond Plate 1000 grit





## Chisel Sharpening


Most bench chisels are made from carbon steel. This gives them a keen cutting edge. For this reason we recommend you keep the edge in perfect condition with regular visits to the sharpening stone.

Nowadays there is a wide selection of different stones for the woodworker – ranging from natural Arkansas stones, to the popular Japanese waterstones, and to the more modern diamond impregnated and ceramic stones.

All of these are available in different sizes – you should choose the size of stone most suitable for the size of chisel to be sharpened. Such stones are normally used in conjunction with a lubricant – either a special honing oil or water.

Like plane irons and spokeshave blades, bench chisels normally have two bevels. The honing or micro bevel is traditionally 5° greater than the grinding angle. This imparts greater strength to the razor-sharp edge. Robert Sorby has redefined the standard bevel angles on its traditional carpentry chisels (see diagram) to match the harder timbers more frequently used by those purchasing our chisels. We now use 25 degree primary bevel and a 30 degree secondary bevel for tools that leave the factory. A primary angle of 20 degrees and a secondary of 25 degrees, traditionally used on soft woods like pine and frequently seen on UK site work is still recommended for this type of work.

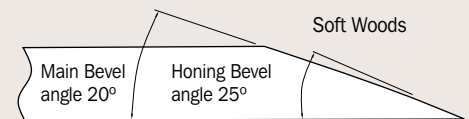
The Robert Sorby ProEdge also offers a sensational method for sharpening chisels and is particularly good at re-profiling damaged tools quickly and efficiently. We suggest using in combination with your favoured stone method.



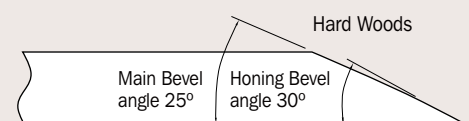
Corner Chisels - sharpen each face individually using an oil stone with a good square edge.  
Draw Knife - hand lap using flat clean oil stone.

You know it is time to sharpen your chisel when scratch marks appear on the workpiece or when cutting becomes ever more difficult. Another useful tip is to hold your chisel up to the light. A sharp edge does not reflect the light.

STANDARD BEVEL ANGLES	
Mortice Chisels	30°
Framing Chisels	30°
Bevel Edge Chisels	25°
Paring Chisels	20°



For soft woods such as the pine, cedar, fir and redwood



Bench chisels leave the factory sharpened to these angles

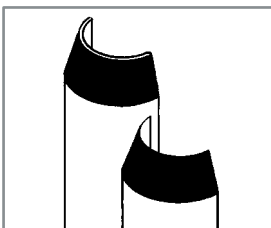
## Carving Tool Sharpening

A good quality carving tool is made from high carbon steel and will sharpen down to ½ micron – at least four times sharper than a razor blade. The bevel should be flat or convex – never concave. Traditionally carving tools have been sharpened on Arkansas or Washita stones but these take time despite the good finish.

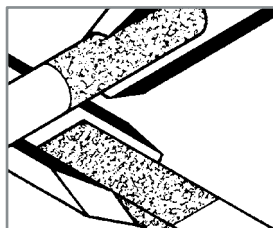
Japanese waterstones are popular and give rapid and fine sharpening finishes but these can be expensive. An array of mechanical processes is available, but we do not recommend using a bench grinder to sharpen carving tools as this will produce an unwanted hollow grind. You also run the risk of blueing the edge and softening it by raising the temper which can irrevocably damage your tool.

The Robert Sorby ProEdge offers a system that will put a razor sharp edge on tools in seconds. We recommend that carving tools are sharpened little and often on a flat disc with a fine abrasive before finishing on a leather or felt disc impregnated with polishing compound. Our honing kit was designed for this purpose and comes complete with all the necessary components. The honing kit can be driven off almost any electric motor.

The recommended bevel angle will vary with preference but generally speaking for light cuts in soft woods such as lime, a bevel angle of 15 degrees will cut cleanly. Increase this angle to 20 or 25 degrees for harder woods. Finally always ensure the internal flutes of carving gouges are polished to ensure clean cuts. This can be achieved on a shaped felt or leather honing wheel ensuring that the wheel is rotating away from the cutting edge.



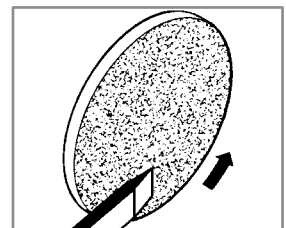
A blunt edge reflects light - sharp ones do not.



Remove inside burr with very fine (600 grit) wet & dry paper wrapped around a shaped stick



1000 grit - sharpening  
6000 grit - polishing



Very fine abrasive discs for sharpening - leather discs for polishing

# Sharpening Systems

The Universal Sharpening System is a simple jig which is to be used in conjunction with a conventional bench grinder to sharpen an array of tools without the need for complex adjustments. The system itself comes in three formats – a fingernail profiler (ref. 445) for turning gouges, an adjustable platform (ref. 446) for other turning chisels, bench chisels, and plane irons and a deluxe combination of the two (ref. 447).

## FINGERNAIL PROFILER

The Fingernail Profiler (ref. 445) is designed to aid the turner who has difficulty in sharpening his bowl and spindle gouges free hand. Typically problems which recur from free hand sharpening are the appearance of facets on the bevel leading to a less than perfect finish on the project, inconsistent shapes, and the unnecessary grinding away of valuable tools. Facets are caused by differential pressure being applied to the tool against the grinding wheel. The geometry of the Fingernail Profiler ensures that only regular pressure can be applied thereby ensuring a clean, 'as new' finish on the bevel every time. By ensuring that the same length of tool is protruding from the jig – and this length may well differ from one tool to another – the same will always be replicated whether the user prefers a long grind, a conventional square grind or anything in between.

One useful tip when using the Fingernail Profiler is that once the turner is comfortable with a particular shape it is advisable to make a mark or a bench stop so that he goes back to exactly the same length every time. That in turn ensures that the desired shape is replicated. And because the same shape is replicated the amount of material removed is minimal thereby producing immediate cost savings.

Ref	Description
445	Fingernail Profiler
445/447UPG	Fingernail Profiler Upgrade (Upgrades 445 into 447)



## UNIVERSAL SHARPENING SYSTEM

The Universal Sharpening System (ref. 446) simplifies the sharpening of more square or rectangular tools, like bench chisels, plane irons and turners' scrapers. There are also some optional extra jigs which also make it ideal for roughing gouges and skew chisels.

The System itself is adjustable for height and so can be used in conjunction with a 6", 7" or 8" bench grinder. The angle of the platform is also adjustable to cater for the different bevel angles appropriate to tools – a handy angle finder is included to help set angles consistently.

The design also incorporates two nice features. Firstly the adjusting nuts are held captive so there is no fear of losing them in saw dust and shavings. Secondly there are screw slots – rather than screw holes – so that as the grinding wheel wears the System can be moved closer to the bench grinder.

In order to use the extra jigs an Adaptor Table (ref. 447JAT) needs to be fitted to the platform.

This features a groove into which extra jigs can be positively located to give extra control (see footnote on page 58).

Ref	Description
446	Universal System
446/447UPG	Universal System Upgrade (Upgrades 446 into 447)
447JAT	Secondary Table top with slide way (Accepts jigs on page 52)



447JAT Jig Adaptor Table



## DELUXE UNIVERSAL SHARPENING SYSTEM

By far the most popular option is the Deluxe Universal Sharpening System (ref. 447) which combines the best features of the Fingernail Profiler (ref. 445) and the Universal Sharpening System (ref. 446). The reason is that in one unit there is the option of a wide range of woodworking tools. It is compact, flexible, solidly constructed and easy to use. It takes all the guesswork out of returning tools to a more usable condition. Sharp tools make work so much more of a pleasure and take away a lot of frustrations. Always remember the key to good sharpening is little and often – do not wait until tools are blunt and practically unusable. All three options come with comprehensive fitting instructions. In order to use the extra jigs an Adaptor Table (ref. 447JAT) needs to be fitted to the platform.

Ref	Description
447	Deluxe Universal System




## LONG GRIND JIG

Using the long grind jig on the Fingernail Profiler, Deluxe Universal Sharpening System or the ProEdge allows for three different types of profile to be produced on bowl and spindle gouges. It will produce a fingernail profile, a long grind and an extra long grind depending on which location hole the profile arm is used.

It fits onto the bar in replacement of the original fingernail jig that is standard on either of the two sharpening systems and is used in exactly the same way but with the three options.

Ref	Description
PELJ	Long Grind Jig

PELJ



Examples of the profiles that can be achieved using the Long Grind Jig





## SHARPENING REFINED

The Robert Sorby ProEdge offers effortlessly repeatable sharpening every time. Hugely versatile, this industrial strength machine is built to last and delivers astounding 'factory finish' results without fail. Perhaps the most simple to use sharpener on the market, this system replicates the industry standard of achieving a flat grind using the preferred method of belts over traditional grinding wheels.

Sharpens bench, framing, carving and turning chisels, drill bits, plane irons, knives and garden tools.

## FEATURES AND BENEFITS:

**Sharpens with belts rather than abrasive wheels**

- Cuts steel rather than rubbing it off
- Change belts in seconds
- Flat bevel rather than hollow grind
- Wide range of grits and abrasives
- Sharpens all exotic alloys and carbide\*

**Angle setter guarantees repeatability**

- Sharpen at exactly the same angle every time
- Nine factory indexed settings provide a guide for all types of tool
- Can be locked between indexes for custom settings

**Exceptional Robert Sorby construction**

- Built from solid steel
- Pivots for operator comfort
- Inexpensive to run
- Small workbench footprint
- Backed by Robert Sorby Warranty

Ref	Description
PED01	ProEdge Deluxe System
One of each item marked * is included in the ProEdge Deluxe System	
PE01	ProEdge System
One of each item marked ♦ is included in the ProEdge System	
RSDVDPE	ProEdge DVD

A wide range of belts and accessories to suit all sharpening needs can be seen on pages 58 - 59.

Footprint: **H** - 16 3/8" (416mm), **W** - 11 1/4" (286mm)

Weight: 14.5Kg (32lb)

Technical Details:


Motor 1/2hp

Surface Speed 1440 ft (440m) per minute

**Recommended sharpening angles**

- 15°** Skew chisels
- 20°** Main bevel angle for bevel edge woodworking chisels (soft wood). Bevel angle for parting tools.
- 25°** Honing angle for bevel edge chisels (soft wood). Main bevel angle for bevel edge chisels (hard wood) and bench plane irons. Standard carving chisels and gouges.
- 30°** Honing angle for bevel edge chisels (hard wood) and bench plane irons. Main bevel angle for mortice, registered and framing chisels.
- 35°** Honing angle for mortice, registered and framing chisels.
- 45°** Bevel angle for roughing, spindle and bowl gouges.
- 60°** Bevel angle for bowl gouges (deep bowl turning).
- 80°** Clearance angle for scraper tools and cutters.
- 90°** Shear scrapers and shear scraper cutters.

PATENTED



Pictured with Trizact 600 belt (not supplied with machine)



Scan here to find out more  
Or visit: [www.robert-sorby.co.uk/proedge.htm](http://www.robert-sorby.co.uk/proedge.htm)

\*Carbide tools require use of diamond belt



# Abrasive Sharpening Belts

Much more practical and a lot less expensive than wheels, abrasive belts are available in a range of materials and grits. The range has been designed to provide the perfect materials with which to maintain and enhance the cutting edge of practically any edge tool. Use finer grits to sharpen regularly and to produce polished, sharp cutting edges and heavier grits for re-profiling and smoothing out damaged material.

## TRIZACT


Perhaps our most popular range of belts this robust material is designed to handle the demands of all steels. Not strictly 'grit sizes' these belts are built using brick and pyramid abrasive shaping. The highest 3000 'grit' size will sharpen to two microns (the same sharpness as a disposable razor blade) and provide a factory finish on all steels.



PE600T



PE1200T



PE3000T

## ALUMINIUM OXIDE

This common abrasive is designed primarily to sharpen carbon steel bench chisels, carving tools and plane irons, but will also sharpen harder High Speed Steel tools. Material longevity is at the lower end of the abrasives scale we use on our belts, but makes an excellent economical choice. Work your way through grit sizes (heavier grits for the removal of bulk) to achieve a fine finish with our 240 grit belt.



PE60A



PE120A



PE240A

## ZIRCONIUM

Designed for HSS tools, drill and router bits this material provides good value. The 60 grit belt will tackle the most damaged surface. Use the 120 to provide a rewarding cutting edge and finish.




PE60Z



PE120Z

## CERAMIC

This hardwearing material is a great choice for profiling and re-profiling damaged tools. The heavier 60 grit option is an efficient choice for removing plenty of material, while the finer 120 grit will provide a satisfying finish. Great longevity and highly practical.




PE60C



PE120C

## DIAMOND

Diamond belts offer the pinnacle in abrasive technology, providing durability and flexibility. Diamond particles are precisely graded to give a long-life solution and are excellent for sharpening the most difficult of materials. They also provide a great all-round alternative and are suitable for any material.



PE DIA

Ref	Description	Grit size
PE60A	Aluminium Oxide	60
PE120A	Aluminium Oxide	120 ♦ *
PE240A	Aluminium Oxide	240 *
PE60Z	Zirconium	60 ♦ *
PE120Z	Zirconium	120
PE60C	Ceramic	60
PE120C	Ceramic	120
PE600T	Trizact	600
PE1200T	Trizact	1200
PE3000T	Trizact	3000
PE DIA	Diamond Belt	-

One of each item marked ♦ is included in the ProEdge System

One of each item marked \* is included in the ProEdge Deluxe System.

PECAB




A light weight cabinet is available for the ProEdge sharpening system. Ideal for workshops and sheds, this space-saving storage unit means you can keep all your equipment in one easily accessible place. Cabinet size:  
35" height x 18" depth x 19" width

## Jigs and Accessories

The Robert Sorby ProEdge sharpening system is supported by a fantastic range of jigs and accessories that will sharpen tools and knives of practically every description quickly, accurately and without fuss.




**PESKEW - SKEW JIG\***  
For accurate sharpening of woodturning skew chisels.



**PEFPKIT - FINGERNAIL PROFILING KIT\***  
The fingernail profiling kit is ideal for shaping those perfect fingernail sweeps on bowl and spindle gouges. This set contains the arm and the boss but both items are available individually.



**PEVB - STANDARD GOUGE JIG\***  
Allows easy sharpening of all standard ground woodturning gouges and carving chisels.



**PESQ - WOODWORKING CHISEL JIG**  
Accurately ensures a straight cutting edge on any wood working chisel.



**PESQW - NEW WOODWORKERS' SQUARE GUIDE**  
The square guide raises the tool away from the tool platform. Using a set square or triangle adjust the bar to ensure a perfectly accurate position for sharpening all your chisels and plane blades



**PESPC - SHORT TOOL PLATFORM**  
Ideal for short blades



**472 - CUTTER HOLDER**  
Holds tips and cutters securely allowing easy sharpening of small and difficult to grasp attachments. See page 14.



**RSTM-TH - TURNMASTER TIP HOLDER**  
No more ground finger ends, just bolt on your tips to aid with sharpening. See page 10.



PEARBOR



PEBOND

**PEHONEKIT - HONING KIT**  
This kit uses the abrasive honing wheel which can be shaped to allow for honing of gouge flutes - especially useful for woodcarving tools. Items also available individually.

PEMOP



PEPIG



475

**PEBUFFKIT - BUFFING KIT**  
This kit uses the buffing mop and honing paste to create a high polish on any steel. Items also available individually.

*Please note: the PESKEW, PEVB, PESQ and PESQW can be used with traditional grinding wheels when used in conjunction with 447 JAT adapter table seen on page 55. The Fingernail Profiler and Long Grind Jig can be also be used with grinding wheels (see page 55 for further details).*

\* is included in the ProEdge Deluxe System





## PROSET - PROSET

Helps you achieve the exact bevel angle on any fingernail or long grind gouge when used in conjunction with the fingernail profiling arm.



## PELGJ - LONG GRIND JIG

Helps you to create three different fingernail profiles (see page 49) .



## PEKJIGS & PEKJIGL - KNIFE SHARPENING KITS

We offer two knife sharpening kits, the only difference between them is the size of the holder. The larger knife holder is ideal for hunting knives, carving knives and knives over 8" long. The small knife holder is ideal for pocket knives, vegetable knives and blades up to 8" long. Both holders can be adjusted using the collar on the arm to allow for steep and shallow sharpening bevels. Knife holders are also available separately (see below). Each kits contains a back plate, a raised wear plate, a universal arm and a knife holder. The kit comes with full instructions and an instructional video can be seen on Robert Sorby's YouTube site.



## PEKHS - KNIFE HOLDER SMALL


Available as an upgrade for the large knife jig.

## PEKHL - KNIFE HOLDER LARGE

Available as an upgrade for the small knife jig.

## REPLACEMENT PARTS

### PEKWPLATE



### PEPB

### PEBPLATE

## JIGS & ACCESSORIES

Ref	Description
PEKJIGS	Small Knife Jig
PEKJIGL	Large Knife Jig
PESKEW	Skew Jig *
PEFPKIT	Fingernail Profiling Kit *
PEFPARM	Profiling Arm
PEFPBOSS	Boss
PEVB	Standard Gouge Jig *
PESQ	Woodworking Chisel Jig
PESQW	Woodworkers' Square Guide
PESPC	Short Tool Platform with arm
472	Cutter Holder
RSTM-TH	Tip Holder
PEHONEKIT	Honing Kit
PEARBOR	Honing Wheel Arbor
PEBOND	Honing Wheel
PEPIG	Pigtail Mandrel

Ref	Description
PEBUFFKIT	Buffing Kit
PEMOP	Buffing Mop
475	Honing Paste
PEKJIGS	Knife Jig small
PEKJIGL	Knife Jig large
PEKHS	Knife Holder small
PEKHL	Knife Holder large
PELGJ	Long Grind Jig
PROSET	Proset

\*Included in ProEdge Deluxe System

## REPLACEMENT PARTS

Ref	Description
PEBPLATE	Backplate
PEKWPLATE	Knife Backplate
PETA	Table and Arm
PEPB	Pulley Bearings
PEWNUT	Guard Screws

# PETER CHILD ARTIST'S PYROGRAPHY MACHINE

## Create beautiful textures, designs and patterns

Pyrography is a fast growing pastime in its own right. For woodworkers it can add a whole new dimension to decorating workpieces. Whether you're a woodcarver etching lifelike detail to a bird carving or a woodturner creating patterns on your work, pyrography can transform ordinary looking projects into beautifully decorated ornaments, quickly and easily.

And you don't need to be an artist to create stunningly impressive pieces.

The examples below illustrate what can be achieved with nothing more than a little patience.



*"I have been using the Peter Child Artist's Pyrography Machine for 40 years, it's perfect for me and my students."*

**Bob Neill, Professional Pyrographer**



Robert Sorby manufactures two versions of the machine, only differentiated by colour and voltage.

Ref	Colour	Available from UK / European stockists	Ref	Colour	Available from stockists outside Europe
PYRO240AT	Orange	UK 240V	PYRO110C	Burgundy	USA 110V
PYRO240BT	Orange	EU 240V	PYRO240D	Burgundy	AUS 240V
			PYRO110E	Burgundy	JAPAN 110V



A useful 12 page instruction manual helps you get the best out of your machine.

### PETER CHILD ARTIST'S PYROGRAPHY MACHINE

The Peter Child Artist's Pyrography Machine is widely regarded as the machine of choice by many professionals. Powerful enough to create dense textures and patterns, its slim, light and comfortable-to-use pen design also delivers the perfect balance for the finest detail work, making it an ideal choice for the novice too.

As you would expect from a machine manufactured by Robert Sorby the build quality and attention to detail is of the highest standard.

#### Features and Benefits:

- Slim, light and comfortable pen design
- Perfect for precise detailed work
- Cool running handle for comfort
- Warms from cold in 2 seconds
- Excellent reliability
- Incredible durability

Each pyrography machine contains a pen, a meter length of 25 standard wire gauge (SWG) to make your own points, six spare nickel chromium nibs (five standard points in 25 SWG and one spoon point in heavier 24 SWG) and a handy 12 page manual full of ideas.







### Pyrography Pen - PYROPEN

The Pyrography pen offers extraordinary close control with an industry leading tip to grip distance of 32mm (1 ¼"). This closer control enables you to easily create the designs and patterns you want – just like drawing with a pencil.

### NICKEL CHROMIUM 1oz REELS

Shape points to your own design using wire cutters and pliers. One reel can make more than 150 points. Hammered flat, they can be used as a blade for burning feathers, grass or fur. Alternatively, file the wire to a needle point for minute detail. The manual that accompanies the machine describes how to make a variety of points. The only limitation is your imagination.

**Reel wire is available in the following Standard Wire Gauge (SWG) sizes:**

Ref	Size
PYR026G1	26 SWG (0.46mm)
PYR025G1	25 SWG (0.51mm)
PYR024G1	24 SWG (0.56mm)
PYR023G1	23 SWG (0.61mm)

### STANDARD LOOPS (25 SWG) PYROSTLOOP10-25

These Standard Loop Points are made from 25 SWG nickel chromium and are available in packs of 10. With normal use these hard wearing points will last many years. Ideal for general detail work.

### SPOON POINTS (24 SWG) PYROSP10-24

Spoon points are designed for shading and general detail work. Made from nickel chromium 24 standard wire gauge (SWG) they are marginally wider than standard loops with a 0.56mm diameter. The miniature teaspoon-like tips widening to approximately 2mm. Available in packs of 10.

### COIL POINTS (23 SWG) PYROCOIL5-23

Coil points are perfect for heavy strokes and filling large areas. Made from thicker 23 SWG (0.61mm) nickel chromium these points are available in packs of five.

### ACCESSORIES & REPLACEMENT PARTS

Ref	Description
PYROPEN	Pen
PYROSTLOOP10-25	Pack of 10 Standard Loops (25 SWG)
PYROSP10-24	Pack of 10 Spoon Points (24 SWG)
PYROCOIL5-23	Pack of 5 Coil Points (23 SWG)
Spare Wire – 1oz Reel	
PYR026G1	26 SWG
PYR025G1	25 SWG
PYR024G1	24 SWG
PYR023G1	23 SWG

32mm

PYROSTLOOP10-25

PYROSP10-24

PYROCOIL5-23



# Tools and Techniques

Functional, practical and ornamental – see just what's possible using Robert Sorby tools as we ask some of the most accomplished woodturners to show work they've created using their favourite Robert Sorby tools.

## Nick Cook – Spindle Work and Gift Ideas



Spindle work is one of the most practical aspects to woodturning. The principles of spindle turning can be picked up quickly and easily using the same techniques used to create columns, newel posts, chair legs and staircase spindles and applying them to smaller projects such as practical household implements and a multitude of gift items.

World renowned woodturner and spindle turning maestro Nick Cook introduces all his students to the joys of spindle work through these easy to pick-up projects.

In fact Nick is as well known for turning gift ideas as he is for his beautiful architectural and furniture work and the numerous bowls, vases and platters that adorn collections the world over.

So practised is Nick at turning practical and ornamental pieces that he has made a cottage industry out of it turning literally thousands of specific pieces to order.

A variety of Nick's work using Robert Sorby tools can be seen on this page. Many of these items are easily achievable by novices and can be sold at craft fairs, local garden centres and interiors and home-ware stores. Christmas decorations, children's toys, kitchen and garden implements are all within easy range of the beginner woodturner.

To see how Nick makes a range of simple projects visit our website:  
[www.robert-sorby.co.uk/resources/demonstration-films.html](http://www.robert-sorby.co.uk/resources/demonstration-films.html)



Nick Cook was one of the founders of the American Association of Woodturners and is the author of numerous articles and two popular DVDs. He is in high demand as a speaker, demonstrator and lecturer at universities, woodworking shows and seminars across USA, England, Australia and New Zealand.

Nick's work is in private collections across the world and can be seen in galleries across the USA. He delivers regular courses to groups and individuals from his studio in Georgia, USA.

FAVOURITE TOOLS INCLUDE:

843H 3/4" Spindle Roughing Gouge

840H 3/8" Spindle Gouge

809H 3/4" Oval Skew

830SH 1/16" Slim Parting Tool.

*"I have been using Sorby tools for more than 40 years, they are the most consistent I have found."* Nick Cook.







## PEN TURNING – WITH MASTER CRAFTSMAN BARRY GROSS

Pen turning is perhaps the single most popular branch of woodturning. It is certainly the place where many turners start out. It is relatively easy to start turning making pens and a lot of satisfaction can be achieved quickly and easily providing something practical and beautiful as a gift or keepsake.

For award winning pen turner Barry Gross turning pens is a lifetime obsession. He has been commissioned by the White House and made pens for numerous politicians and celebrities including Greg Norman and Steven Spielberg.

Barry uses a selection of Robert Sorby micro tools to complete his masterpieces and is a firm believer that using the appropriate tools makes the job so much easier.

Barry works with a multitude of different media to create these highly practical works of art. As well as using the huge range of timbers and acrylics available to turners these days he also turns antler and soft metals.

Barry encourages his students to think creatively and recycles numerous unique items that many people would discard to create his one-of-a-kind fine writing instruments. Using items such as vintage watch parts, cholla cactus, cigar labels, circuit boards, exotic wood that was destined for the wood chipper and fishing fly lures to name some of the objects that are recycled by Barry to produce his pen masterpieces.



Barry at the lathe.



Feversham  
This creative writing peice was made using salvaged coins from the wreck of HMS Feversham which sank off Nova Scotia in 1711.


Barry Gross has been turning pens and creating artistic forms in diverse media for more than 35 years. He has published over 50 articles in several woodworking magazines and is the author of five books. He is only one of two independent pen makers to receive a Readers Choice Award from the international pen magazine Pen World. He also was a double finalist for the Niche Awards in two separate categories.

Barry lives and works in Pennsylvania, USA and is a member of the American Association of Woodturners (AAW) and a proud member of the Pen Makers Guild.

*"This is a great set of tools for pen making and other small turnings. Why use "Full" sized tools to make a small pen? These tools offer more control for your pens and other small turnings."* Barry Gross

### FAVOURITE TOOLS INCLUDE:

- 869H ½" Skew Chisel
- 867H ¼" Spindle Gouge
- 879H ½" Spindlemaster
- 870H ¼" Parting Tool
- 866H ⅝" Roughing Gouge.



Visit: [www.bgartforms.com](http://www.bgartforms.com)



Amboyna

Redwood Burl

## Iulia Chin Lee – Miniature Turning



### TURNING LIFE IN MINIATURE WITH MICRO TURNING SPECIALIST IULIA CHIN LEE

Miniature woodturning is a very popular hobby and pastime. Small boxes, pens and a variety of little decorative gems fall into this category of woodturning.

Those with a deft touch and certain finesse may start scaling down full size projects and working in miniature. Iulia Chin Lee is one of these. She has been using her knowledge of furniture restoration and art to turn scaled-down models since the early 1990s. Based in New York, her classes are in high demand across America and the rest of the world where she teaches a range of fine woodworking techniques.

Here she demonstrates her prowess as a highly skilled dolls house furniture maker.

The skills involved in making furniture for dolls houses which is in itself a huge collectors industry, are the same as those needed to turn and build full size objects; the only difference of course being the intricacies involved with scaled down pieces. This does require certain refinement but with a keen eye for detail and patience, turning life in miniature is a skill many turners can turn their hand to.

Iulia plans each project as if it were life size, each tenon or dovetail joint receiving the same amount of precision and patience. Parts are turned individually and assembled in exactly the same way as full size pieces and work with same precision.

*"I've been using Robert Sorby tools for the past 15 years they provide perfect balance and the steel is excellent - they're superb."* Iulia Chin Lee



Bannister Chair and Gateleg Table. Mahogany, Chair-4" tall, Table-3" tall.  
Tools used, Large and Small Gouge, Skew and Parting tool.



Nutcracker Dolls, Maple and paint, 3" tall.  
Tools used, Gouge, Skew and Parting Tool



Colonial Walnut Table, 2 1/4" high, Walnut.  
Tools used Large and Small Gouge, Parting tool for tenons.  
This table won the first place blue ribbon in the North Eastern Woodworkers Annual Show being judged against full size furniture.



Iulia Chin Lee is a multi award winning miniature furniture maker based in New York. She is a member of the international Guild of Miniature Artisans, the Society of American Period Furniture Makers, the American Association of Woodturners, and the North Eastern Woodworkers' Association. Her miniature work is in demand with collectors across the world.

#### TOOLS INCLUDE:

861H 1/4" Spindle Gouge  
862H 1/8" Spindle Gouge  
863H 1/4" Round Nose Scraper  
864H 1/4" Skew Chisel  
865H 1/16" Parting Tool



Bowl on stem, 1 1/4" tall, bowl 3/4" wide, ebony open twist base, burl bowl.

Tools used, Gouge and Skew body, parting tool for tenon.



Visit: [www.chinleeminiature.com](http://www.chinleeminiature.com)





Creating beautiful and wondrous textured shapes in wood can be perplexing to many. A variety of tools are available to help the turner experiment and perfect this art – but none offer more variety and intuitive feel than the Robert Sorby Texturing Tool and Spiralling System.

For those familiar with these tools an array of patterns and shapes can be created by presenting the tool to the wood in different ways. Various sizes of spiral, stars, flowers, cross-hatch patterns and a range of indentations can transform turned items into pieces of art. Add colour to the projects and you will be amazed at what can be achieved.

Inspirational artist and woodturning wizard, Nick Agar is renowned the world over for his artistic textured creations in wood and a range of mixed media.

Here Nick shows a few finished pieces to demonstrate just some of the shapes and textures that can be achieved using the Robert Sorby spiralling system and texturing tool and its smaller stable mate the modular micro spiralling system and texturing tool. These shots were taken while working on the latest Robert Sorby Inspirations film soon to be freely available on Robert Sorby's YouTube channel.

**To see how Nick achieves these marvellous designs visit:** [www.youtube.com/user/robertsorbyengland](http://www.youtube.com/user/robertsorbyengland)

**Nick Agar** is an award winning woodturning artist with a well-earned reputation for producing highly individual, beautifully crafted art from his riverside studio in Devon.

With more than 25 years' experience he has a great understanding of his medium.

Nick's work is in constant demand from collectors across the globe and he counts royalty among his illustrious clientele.

Nick is a registered professional turner, a member of the AWGB and AAW, and an elected member of the Devon Guild of Craftsman.

To see more of Nick Agar's wonderful work visit his website: [www.turningintoart.com](http://www.turningintoart.com)

*"I've been using these tools for as long as I can remember but I'm always finding new ways to use them."* Nick Agar

**FAVOURITE TOOLS INCLUDE:**

- 330H Spiralling System
- 350/02 2mm Pitch Cutter
- 350/04 4mm Pitch Cutter
- 350/06 6mm Pitch Cutter
- 370A Modular Micro Spiralling System
- 370/01 Fine Cutter
- 370/02 Medium Cutter



**SPIRALS IN BLUE**

This example finished in blue uses the medium cutter for the modular micro spiralling tool. Nick achieves what appears to be a complex pattern quickly and efficiently. Working away from the centre of the piece he presents the teeth of the cutter at different angles to achieve the varied designs.



**STARBURST**

This black finished starburst-like swirl was created using the full sized tool with the 4mm pitch cutter. Start in the middle, but unlike the varied patterns in the red and blue examples where designs are achieved by holding the tool in place; use a sweeping action whilst simultaneously presenting the tool at an open angle as you work towards the rim.



**RADIANT FLOWER**

The full size spiralling tool was used to create this beautifully patterned example finished in red. The centre flower-like design was created using the 2mm cutter, while the patterns working their way to the outside were used with the larger 4mm pitch cutter. Hold the tool steady to create each pattern, the difference in the pattern being the angle at which the tool is presented to work.



**BOWL REVERSAL**

To create the multiple patterns represented on the underside of this beautiful bowl, Nick uses a blend of the tools and techniques. Here the medium and fine cutters of the modular micro tool are combined with the full sized tool's texturing wheel and a further three spiralling cutters at 2mm, 4mm and 6mm pitches to create the variegated design.



# Instructional DVDs

Robert Sorby have produced a series of instructional DVDs which show you how to use many tools in the way they were designed to be used.

## FOCUS ON DECORATIVE TECHNIQUES


This is an authoritative presentation on various aspects of decorating turned pieces. It includes the use and care of decorating Robert Sorby texturing tool, spiralling system, indexing system, chattertool and eccentric chuck for off-centre turning. 85 minutes.



Ref	Description
RSDVDDT	Focus on Decorative Techniques

## FOCUS ON SPECIALIST WOODTURNING TOOLS PARTS 1 AND 2

See how to make the most of the Hollomaster, Chattertool, Spindlemaster, Multi Tip Hollowing Tool, and Sandmaster. Each product demonstrated and explained. Includes advice on sharpening. 81 minutes.



Ref	Description
RSDVDST	Focus on Specialist Woodturning Tools Parts 1 and 2

## FOCUS ON STARTING OUT WOODTURNING

Tool selection, use and care, wood selection and finishing are just some of the topics covered as the viewer is taken through some initial steps in starting out woodturning. It is a must for those who are new to woodturning and are looking for help and guidance. 94 minutes.



Ref	Description
RSDVDSO	Focus on Starting Out Woodturning

## FOCUS ON SPECIALIST WOODTURNING TOOLS PART 3

One of the most challenging skills in woodturning is producing perfectly formed, matching threads. This DVD takes all the mystique of this time honoured craft. Close-ups show how to develop your technique. Includes threaded projects. This DVD also introduces the turner to the off-centre world of the Robert Sorby Eccentric chuck. Learn how to create a multitude of 'impossible' shapes. 116 minutes.



Ref	Description
RSDVDTCEC	Cutting Threads and Eccentric Chuck Tools Part 3

## FOCUS ON PROEDGE THE ULTIMATE SHARPENING SYSTEM

This Robert Sorby Sharpening DVD using the ProEdge Ultimate sharpening system is a must have for anyone wanting to keep a sharp cutting edge on any of their tools. After a full introduction on the ProEdge with all its optional jigs and accessories the DVD is split into chapters for easy reference.

The chapters show how to sharpen basic woodturning tools as well as a section on more difficult grinds such as fingernail gouges and skewers together with woodworking chisels, carving tools and knives. There is also a chapter explaining all of the abrasive belts and their applications.

A perfect visual and audio guide to ensure a sharp tool every time. 48 minutes.



Ref	Description
RSDVDPE	Focus on ProEdge Sharpening System

## Handles and Ferrules

All our wooden handles and the full range of ferrules are available by order from your stockist. Each handle is turned in-house at our factory in Sheffield, England from approved sustainable timber sources before being hand finished to ensure it meets Robert Sorby's strict quality control – a standard that has helped make our tools the craftsman's choice for almost 200 years.

Visit our Resources pages at [www.robert-sorby.co.uk](http://www.robert-sorby.co.uk) to see our full range of wooden handles and ferrules.

### WOODTURNING TOOL HANDLES & FERRULES



Handle code No.	Description	Length (L)		Diameter (D)	Ferrule (FF) code No.
		mm	Inches		
HTMICRO	ASH TURNING	155	6"	25.00	HF15B
HTT1	ASH TURNING	220	8 3/4"	36.00	HF19B
HTT2	ASH TURNING	253	10"	38.00	HF19B
HTT3	ASH TURNING	305	12"	40.00	HF22B
HTT4	ASH TURNING	353	14"	44.00	HF25B
HTT5	ASH TURNING	353	14"	44.00	HF32B
HTT6	ASH TURNING	433	17"	45.00	HF25B
HTT7	ASH TURNING	580	23"	47.00	HF32B

Ferrule code No.	O/D	Length	Gauge	Material.
HF15B	9/16"	1/2"	23	Brass
HF19B	3/4"	11/16"	23	Brass
HF22B	7/8"	3/4"	23	Brass
HF25B	1"	3/4"	16	Brass
HF32B	1 1/4"	3/4"	16	Brass

### SLICK TOOL HANDLE & FERRULE



Handle code No.	Description	Length (L)		Diameter (D)	Ferrule (FF) code No.
		mm	Inches		
HSLICK	SLICK ASH	435	17"	45.00	HFSLICK

Ferrule code No.	Description	Gauge	Material.
HFSLICK	SLICK	N/A	Steel

## Be inspired with our projects gallery

We're delighted to invite woodworkers everywhere to showcase their work on our website.

Whether you're a woodturner, wood carver or pyrographer we'd love to see the project you're especially proud of.

Simply go to [robert-sorby.co.uk](http://robert-sorby.co.uk), click on the Inspirations Gallery link and upload the picture of your favourite workpiece and tell us a little bit about it.



Here are just a few examples we've already received from woodturners around the world. Visit our website to get an insight into what inspired them and how they were made.



Multi Involute Turning by Keith West



Segmented Sail by Scott Johnston



Flame Sculpture by Scott Johnston



Canadian Triple Crown by Steve Rasko





Our website is a valuable resource for any woodworker. As well as providing the vital information and advice about all our tools, it also delivers engaging content we hope all our customers will find useful.



## DOWNLOAD INSTRUCTIONS

## LEARN WITH OUR DEMO FILMS

GET ADVICE IN OUR FORUM

FIND A DEALERSHIP NEAR YOU

BE INSPIRED

AND THERE'S MUCH MORE! GO TO OUR RESOURCES PAGES TO FIND OUT:

Athol Road, Sheffield S8 0PA, England.

**Tel:** +44 (0) 114 225 0700 **Fax:** +44 (0) 114 255 0710

**Email:** [sales@robert-sorby.co.uk](mailto:sales@robert-sorby.co.uk) **Web:** [www.robert-sorby.co.uk](http://www.robert-sorby.co.uk)

